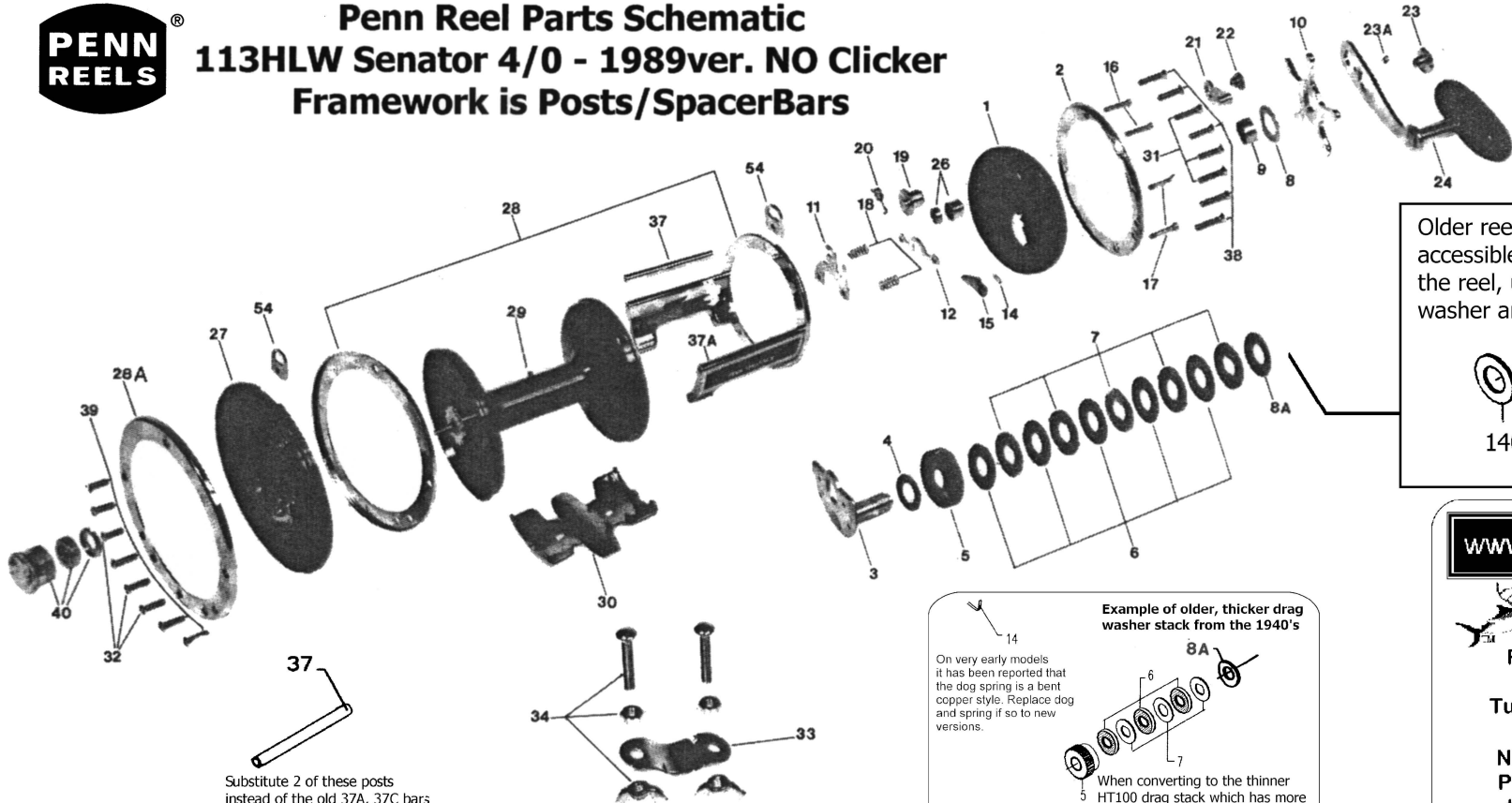




Penn Reel Parts Schematic

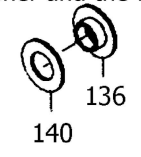
113HLW Senator 4/0 - 1989ver. NO Clicker

Framework is Posts/SpacerBars



Substitute 2 of these posts instead of the old 37A, 37C bars which are discontinued.

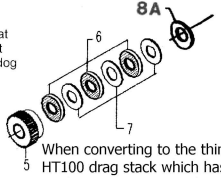
Older reels had drags accessible from outside the reel, using the 140 felt washer and the 136 collar/cap. Those older reels did not have a 9 collar or the 8A washer between the 9 and the star drag.



Example of older, thicker drag washer stack from the 1940's

On very early models it has been reported that the dog spring is a bent copper style. Replace dog and spring if so to new versions.

When converting to the thinner HT100 drag stack which has more washers, an extra metal washer may be required to fill in possible excess space in the older side plate.



www.PENNparts.com

Scott's Bait & Tackle
 Penn Parts Dept.
 945 Radio Road
 Tuckerton NJ 08087
 (609) 296-1300
No Minimum Order!
Plus, Parts in stock that Penn doesn't carry anymore.

SBT Ver. 090713

Penn Reel Parts list for Model: 113HLW 1989 with Posts

KEY PART			KEY PART		
NO	NO.	DESCRIPTION	NO	NO.	DESCRIPTION
1	1-113H	HANDLE SIDE PLATE	23	23-114	HANDLE SCREW
2	2-113H-O	OUTER RING SIDE RING	23A	110-60	HANDLE LOCK SCREW
3	3-113H	BRIDGE W/ SLEEVE	24	24-349H	HANDLE
4	4-349	FIBER WASHER	26	26-113H	HANDLE SIDE BEARING
5	5-113H	MAIN GEAR	27	27-113H	NON-HANDLE SIDE PLATE
6	6-113H	DRAG WASHER (5 REQ.)	28	2-113-I	INNER SIDE RING
7	7-113H	METAL WASHER SET	28A	2-113-O	OUTER NON-HANDLE SIDE RING
8	8-349	TENSION SPRING	29L	29L-113HLW	SPOOL
8A	18-970	TENSION SPRING DRAG	30	30-113HLW	STAND
9	9-113H	SPACING SLEEVE	31	39-3	HANDLE SIDE STAND SCREW
10	10-349	STAR DRAG WHEEL	32	32-17	NON-HANDLE SIDE STAND SCREW
11	11-113	ECCENTRIC JACK	33	33-200	ROD CLAMP
12	12-60	PINION YOKE	*	33R-200	RINGED ROD CLAMP (N/S)
13	13-113H	PINION	34	34-200	CLAMP SCREW W/NUTS
14	14-99	DOG SPRING	37	37-113HLW	FRAME POST (113HLW)
15	15-113H	DOG	37A	37N-113HLW	SPACER BAR (FRONT "113HLW")
16	16-113H	LOWER BRIDGE SCREW	37C	37C-113HLW	SPACER BAR (REAR "Penn Senator II")
17	17-113H	UPPER BRIDGE SCREW	*	37A-113HLW	SPACER BAR (SET)
18	18-60	CLUTCH SPRING	38	39-9	HANDLE SIDE POST SCREW
19	19-113	ECCENTRIC	39	39-3	NON-HANDLE SIDE SCREW
20	20-155	ECCENTRIC SPRING	40	40-113H	NON-HANDLE SIDE BEARING
21	21-66	ECCENTRIC LEVER	54	54-113	HARNESS LUG
22	22-99	ECCENTRIC SCREW			

NOTE: Many of www.pennparts.com schematics include changes that were either made by Penn, or errors found and corrected by our parts dept.
SBT Ver. 090713

THESE OLD STYLE PARTS ARE NOT AVAILABLE:

136	136-113H	Collar (old style outer access drags)
140	140-113H	Felt Washer (old style outer access drags)