



2008 Penn Product Catalog

Penn Fishing Tackle Manufacturing Company

Innovation, coupled with knowledge, has enabled Penn to design and launch some of the world’s most revolutionary fishing reels and rods. For years, the Penn name has stood for the highest quality products available. Now in 2008, Penn is continuing this legacy by introducing the very best, innovative, and distinctive products. From the new patent pending International® Torque™ Lever Drag series of reels, to the new series of Sargus metal-bodied spinning and baitcast reels, to the workhorse Senator® Metal series of star drag reels, to the saltwater-ready low profile casting reels, Penn is delivering the best of both quality and innovation.

We, at Penn, have been designing and building fishing tackle since 1932. Very few companies can claim this. It is the skill, knowledge and passion gained over these 75 plus years of designing and manufacturing fishing reels that have enabled us to continue the dream of our founder, Otto Henze, of manufacturing the world’s highest quality fishing tackle.

By introducing more and more new and truly pioneering products like the series of International Torque lever and star drag reels, Senator® Metal series of reels, International® V series, and International® VSX series of extreme reels, once again Penn is leading the world of fishing tackle. We are also proud to continue our tradition of manufacturing excellence while striving for innovation and utilizing leading edge technologies.

There is no better time than now to invest in, and fish with, Penn. We are continuing with our most aggressive product development plans ever and you can count on Penn to lead the market with innovation and quality. Proof of our commitment can be seen through our rapid new product introductions. This year, look for the introduction of the new International® Torque™ Lever Drag reels, the International® 130VSX, the International® 30VSX and 50VSX extreme reels, the Slammer 760 and 760L spinning reels, the new series of Sargus metal bodied reels, the new Penn Low Profile Baitcast reels, as well as many new rods, combos, and accessories.

This year promises to be a year of record breaking catches and we hope that you will join us setting some records of your own. We have set records in nearly every IGFA classification. No matter where you fish, or what you fish for, look to Penn to perform flawlessly now and in the future. Tight lines – and good fishing!

New Product



Bringing new, exciting, and innovative products to the market place is integral to Penn’s ability to continue its legacy as The Great American Tackle Company. We have been working with our partners, field testers, and consumers to bring the latest in innovation and design to the market in 2008. Penn marks 2008 by continuing to introduce new and truly innovative products. For 2008, Penn is proud to introduce an incredible 19 new reels. This sets a new standard for Penn and we are committed to continue our aggressive schedule to introduce more new and unique items each year. Each reel is engineered and tested extensively by anglers who know the punishment a new product must take before it can be called a Penn.

Penn has the finest engineering staff in the fishing tackle industry and we are committed to continue Penn’s legacy into the future by designing the most innovative and indestructible products, ensuring that each generation of anglers will experience the same satisfaction with their Penn products as the last.

New Product



International
Torque 100
pgs. 16-17



Torque Lever Drag
pgs. 14-15



International®
VW's pgs 10-11



Metal Senator 6/0
pgs. 24-25



114HSP
pgs. 26-27



209LC
pg. 36



Sargus Series
pgs.48-49



Sargus Baitcast
pg.20



Pursuit Baitcast
pg.21



760 Slammer
pgs. 38-39



760 Slammer
Liveline
pgs. 40-41

Contents

New Product	2-3
Article	4-5
Reels	6-51
Rods	53 -73
Combos	74-77
Line	78-79
Lube	80-82
Parts Department	83
Repair Department	84
Warranty Centers	85
Pro Staff	86-87

Penn: Past, Present, and Future



as a machinist for the Ocean City Reel Company of Philadelphia. But Otto had greater ambitions. Mr. Henze dreamed of one day owning his own company and building fishing reels that would both set world records and be accessible to the working man.

In 1932 Otto Henze left Ocean City Reels. He began designing his own reels and established the Penn Fishing Tackle Manufacturing Company. The company quickly increased the number of different models of reels it offered and Penn became a success. Penn was blessed with growth in the early thirties and thrived during the difficult economic times of the Depression. Founding Penn during the Depression turned out to be fortuitous for both Penn and its customers. The Penn brand became synonymous with fishing reels as many of Penn’s reels were used by its customers as a means of putting food on the table.

In 1936, Penn introduced the Senator star drag trolling reel. The Senator was a tough trolling reel at a reasonable price and took the saltwater market by storm. The Senator’s toughness became apparent as many anglers used the new reel to set world records. World records were set with reels priced at a modest \$25.00.


The Great American Reel Company, Penn Fishing Tackle: Past, Present, and Future

The legacy of Penn’s founder, Otto Henze, is alive and strong. If Otto Henze were alive today he would be proud that his dream continues of making the world’s finest reels.

In 1922, when Otto Henze left Germany at age 25 and came to the United States he knew very little about fishing. He first learned about the inner workings of a fishing reel while working

The company continued to grow and add new reels through the 1940s. However, Otto Henze suddenly died in 1948 leaving his wife, Martha, at the helm of the fledgling company. At the age of 39, Martha took control and Penn continued to prosper under her astonishing management skills.

Martha served as President until the late 1960s when she and Otto’s son, Herbert, took over. Herbert was a trained engineer and the Company continued to grow and prosper under his direction. It is during this time that the company became the industry leader in innovation. Penn was able to create the saltwater lever drag reel to which all other lever drag reels are compared, the Penn International. The distinct gold color has become an icon in the industry and the world. It was and still is synonymous with quality and design prowess.



Penn found itself with new competition during the late 1980s and throughout the 1990s and its failure to update its products and manufacturing techniques left the company at a competitive disadvantage in the industry. In January 2003, Penn was purchased by individuals who have owned companies and worked in the fishing industry for many years. The new ownership group saw clearly the company’s hidden value and recognized that Penn could once again become the industry leader. Since 2003 the new management team has been working hard to invest in the values on which the Company was built: Quality, Engineering, and Innovation.

At the helm of Penn today is a group of leaders who understand the value of Penn’s brand and the need to continue manufacturing product in the United States. Penn’s ownership group is committed to the future of the company. The combination of the ownership group’s experience, passion and knowledge about the company has enabled Penn to make significant improvements in product quality and designs. While some of Penn’s products have had to be re-sourced from its U.S. manufacturing facilities, much of Penn’s products are still manufactured in its Philadelphia factory.

The ownership group, management team, and all of our employees are proud to be a part of Penn and look forward to being a part of its bright future. We know that our best products — and the best fishing — are still ahead.

Reel Contents

International® VSX	6-7
International® VS	8-9
International® VW Single Speed	10-11
International® Torque Lever Drag	14-15
International® Torque	16-17
International® Baitcast	18-19
Sargus Baitcast	20
Pursuit Baitcast	21
Graph-Lite Lever Drag	22-23
Metal Senator	24-25
Special Senator®	26
Baja Special®	26
Senator®	27
GS Casting	28-29
GT Lever Drag	30-31
GT Level Wind	32-33
GTO Level Wind	34-35
Level Wind	36
Seaboy® & Jigmaster®	37
Slammer®	38-39
Slammer® Live Liner®	40-41
AF	42-43
Spinfisher® SSm	44-45
Spinfisher® SSg	46-47
Sargus Spinning	48-49
Captiva® & Captiva® LiveLiner	50
Silverado®	51



Whenever you fish, please remember these prophetic words from Penn’s 1940 catalog: “Set your own limit and release fish to furnish sport for the future” Otto Henze Penn’s Founder

International® VSX Series



Penn International VSX models are constructed to achieve the extreme drag ranges expected by anglers fishing with super-braids. Unlike other products that advertise their high-potential drag settings but fail to inform you that these drag settings result in drag curves that are anything but angler friendly, and have a high potential to pop lines, pull hooks, and result in lost fish, Penn VSX models have been engineered to achieve these extreme drag settings while maintaining an appropriate progression and smooth drag curve throughout the entire range of the drag-lever. Simply put, this is Penn Engineering at its finest.

International® Vsx Two Speed Reels									
	Mono Capacity	Braid Capacity Braid - Topshot	Number of Bearings	Max Drag @ Strike	High Speed Gear Ratio	Low Speed Gear Ratio	Line Retrieve per Crank (in) High Speed	Line Retrieve per Crank (in) Low Speed	Weight (oz)
16VSX	1000yds/16lb	525yds/80lb - 50yds/60lb	4BB	28	4.25:1	1.7:1	36	15	41
30VSX	7 00yds/30lb	330yds/100lb - 50yds/100lb	4BB	30	3.8:1	1.6:1	37	15	60
50VSX	550yds/50lb	510yds/150lb - 50yds/130lb	4BB	36	3.1:1	1.3:1	34	14	76
130VSX	1000yds/130lb	1900yds/200lb - 100yds/200lb	6BB	70	2.2:1	1.2:1	38	21	176



One of Penn’s Sales Reps holding a 30VSX and a prized striped marlin.

Extreme: To some, the word conjures images of renegade “Gen-Xer’s” engaged in sports such as rock climbing or skydiving. To others, “Extreme” is a way of thinking and behaving. At Penn, “Extreme” simply equates to equipment that is asked to perform far beyond reasonable expectations. “Extreme” is the Penn International X-reels.



16VSX



30VSX



50VSX



130VSX



International® V Two Speed Series



The International® V-Series began on the drawing board of Penn’s Engineering Department as a challenge to create and design the best and most innovative generation of Lever Drag reels on the market. After hitting the docks and tackle stores throughout the country to see what anglers wanted and expected from Penn’s big game reels, Penn engineers designed the most reliable and angler friendly reel on the market. Penn continues to keep an ear to the ground to ensure we bring to market the finest performing reels found anywhere.

International® V Two Speed Reels									
	Mono Capacity	Braid Capacity Braid - Topshot	Number of Bearings	Max Drag @ Strike	High Speed Gear Ratio	Low Speed Gear Ratio	Line Retrieve per Crank (in) High Speed	Line Retrieve per Crank (in) Low Speed	Weight (oz)
16VS	1000yds/16lb	525yds/80lb - 50yds/60lb	4BB	11	5.3:1	2:1	45	17	41
30VSW	900yds/30lb	700yds/100lb - 50yds/80lb	4BB	23	3.8:1	1.6:1	37	15	58
50VSW	850yds/50lb	1050yds/150lb - 50yds/100lb	4BB	28	3.1:1	1.3:1	34	14	75
70VS	600yds/80lb	1300yds/150lb - 50yds/130lb	4BB	35	3.1:1	1.4:1	39	18	100
80VSW	950yds/80lb	1550yds/200lb - 50yds/200lb	6BB	40	3:1	1.4:1	43	19	111

Developed and incorporated into the International® V-Series Lever Drag reels are features such as a ratcheted lever to eliminate “drag creep” caused by hours of trolling and diesel engine vibration, the easiest and most reliable two-speed shifting mechanism, the push-to-turn preset that helps keep at bay unknowing guests or charters from “adjusting” the drag unbeknownst to the mates and captains. We offer our appreciation to the countless anglers, charter boat captains, and professional mates that prompted the development of these features.



International® V-Series Lever Drag reels have long been considered the Gold Standard of big game fishing reels, offering the most advanced and reliable fish-fighting performance in the world. With an ergonomically designed and contoured one-piece machined frame and side-plates, and unbelievable cranking power and strength, International® V-Series reels (whether VSX models or VS models) are capable of landing any fish. The five VS models range in size from the light-tackle 16VS to the brawny 80VSW.



International® V Single Speed Series



- Ratcheted Lever
- Loud, durable clicker
- Stainless steel reel stand
- Dura-Drag™ drag performance
- Push-to-Turn adjustable pre-set
- Machined, gold anodized one-piece frame
- Forged and machined spool and side plates
- Four aircraft-grade, shielded, stainless steel ball bearings
- Machine-cut, stainless steel main and pinion gear and drag cam

This year the tried and true International® Single Speed reels have received a makeover. We have incorporated all of the updates found in Penn’s proven International® V series of reels. Season after season anglers take to the water in search of large game fish such as marlin, tuna, and shark. And season after season Penn International® Single Speed reels will be spooled up and expected to perform. Penn International® Single Speed reels are constructed to the same standards as their two-speed siblings and, shy of a lower ratio gear, are just as capable.

International® V Single Speed Reels							
	Mono Capacity	Braid Capacity Braid - Topshot	Number of Bear-ings	Max Drag @ Strike	Gear Ratio	Line Retrieve per Crank (in)	Weight (oz)
NEW 30VW	900yds/30lb	700yds/100lb - 50yds/80lb	4BB	28	3.8:1	37	57
50VW	850yds/50lb	1050yds/150lb - 50yds/100lb	4BB	30	3.1:1	34	74



International® VW Single Speed reels will quickly become the preferred choice of charter boat captains because of their ease of use and their dependability. Throw the lever into the strike position, set the hook, and crank like mad. Even the most novice of anglers and charters can handle that task of landing a trophy catch. Contrary to conventional wisdom, Single Speed International® VW models are not slower than their two-speed counterparts and, more often than not, feature a gear ratio identical to the higher gear ratio of the two-speed models.



Dura Drag™



Penn Fishing Tackle has spent several years developing its new drag material; a drag material so revolutionary that it has quickly earned the respect of anglers worldwide. Penn Dura Drag™ dramatically improves the performance of Penn International® reels, significantly extend the lifespan of an International® drag, and virtually eliminates hesitations and jerky drags. The new Penn Dura Drag™ has once again raised the bar for performance, reliability, and durability.

Developed in a joint effort between Penn engineers and a leading U.S. auto manufacturer supplier, Penn Dura Drag™ is based on the same material used in the transmissions of the Automotive Industry. This material is manufactured in a facility that has been awarded QS-9000 compliancy, among the highest quality standards in the automotive industry. Dura Drag™ is tough and durable, endures frequent and heavy use, and withstands the high levels of heat generated during prolonged big game battles.

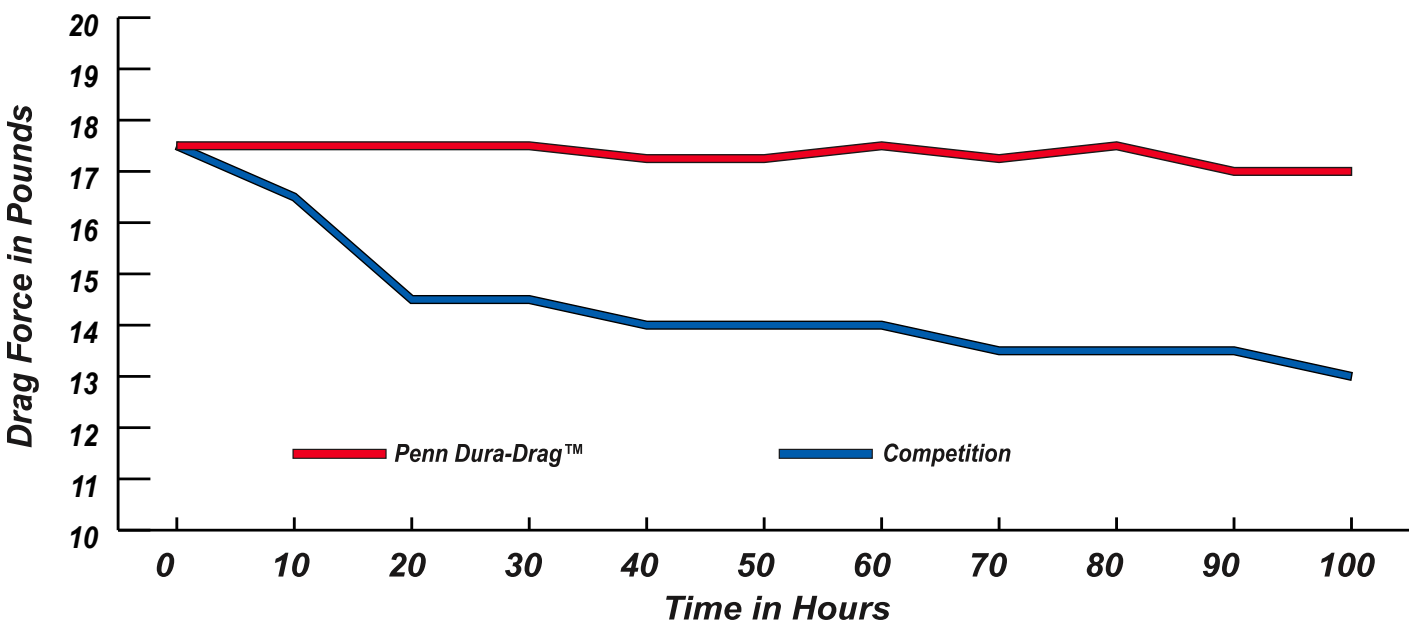
DURABILITY

Scientific tests prove that Penn Dura Drag™ performance is unsurpassed. In laboratory testing, the new Dura Drag™ sustained its original drag settings after 100 hours of drag “burn time,” while our closest competitors’ materials dropped by more than 35%. The data on the graphs below proves that the Penn Dura Drag™ is the most consistent and long-lasting drag material on the market.

Comparison of the photos on the following page reveals that Penn Dura Drag™ looks as good after 100 hours of drag time as when brand new (some say even better, but that is simply the oxidation being burned off the drag plate by the extreme heat of 100 hours of testing.) Penn Dura Drag™ will outlast any drag material on the market and is more consistent and performs more smoothly as well.

Comparative Durability Test

Initial Drag Setting of 17 1/2 lbs, for 100-Hour Durability Test

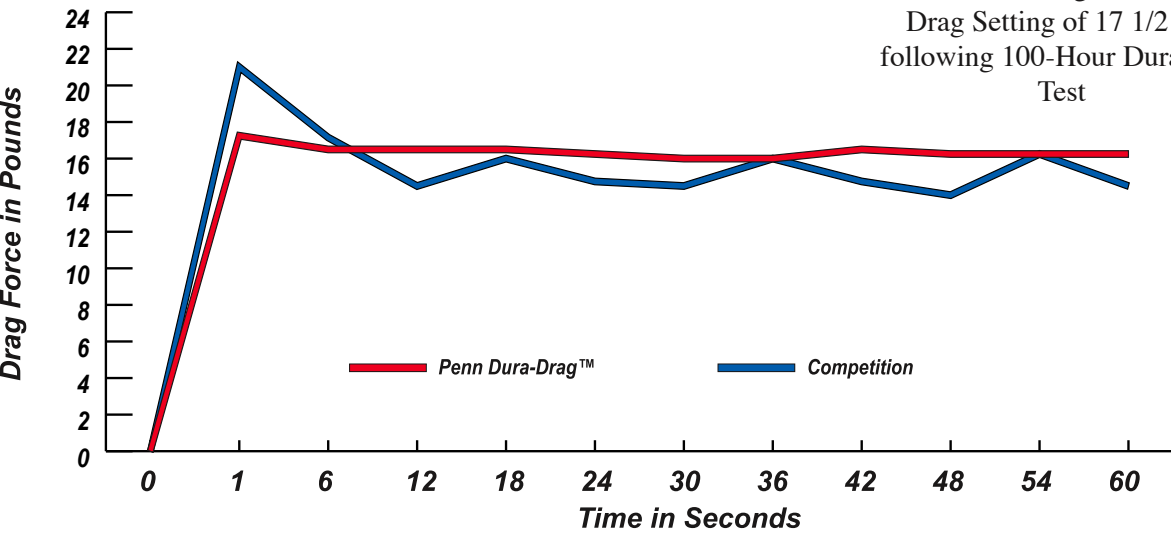


SMOOTHNESS

In terms of performance and smoothness, both light tackle and big game anglers will greatly appreciate the lack of an initial surge in drag pressure, common in other drag materials. Smoother startups and more consistent drag pressures translate into fewer pulled hooks. For anglers fishing the new Penn Dura Drag™, broken lines and lost fish due to intermittent and jerky drags are a thing of the past.

Comparative Smoothness Test

60 Second Drag Run with a Drag Setting of 17 1/2 lbs, following 100-Hour Durability Test



RESEARCH

Dura Drag™ contains a special phenolic bonding agent that prevents premature breakdown of the material while also providing a water barrier. Dura Drag™ is then pre-treated with a specially formulated compound developed by Penn engineers through extensive testing and research. This special compound improves the drag performance, provides a barrier to prevent water damage, and gives the drag a silky-smooth feel from initial startup through the entire drag range. The combination of new drag material and special compound gives anglers the toughest, smoothest, longest lasting drag ever developed.



New Dura Drag™

No, we didn't accidentally swap pictures; Dura Drag™ really looks this good. Even after 100 hours of drag time

Dura Drag™ after 100 hours

International® Torque™ Lever Drag

What do you do when you win the award for the Best Saltwater Reel of 2006? If you are Penn you develop a reel even more innovative and distinctive.



Following the International® Torque™ star drag series of reels is the new and patent pending design for the International® Torque™ Lever Drag series of reels. Last year Penn introduced the innovative Torque™ star drag series of reels and quickly gained the respect of many anglers with its capability, innovation, design, and quality. Arguably the toughest star drag reel available, the Penn International® Torque™ series has been expanded in 2008 to include Lever Drag models.

The goal was to incorporate the benefits of a star drag reel with the functionality and fishability of a lever drag. Penn succeeded in designing a reel that delivers incredible free spool and casting ability while retaining all of the benefits of lever drag. The International® Torque™ Lever Drag is like no other lever drag reel on the market and includes a new patented drag system which offers many advantages.

The International® Torque™ Lever Drag is the first stacked drag/multi drag reel boasting five active drag surfaces. The new International® Torque™ lever drag incorporates a large diameter stacked drag cartridge that enables the reel to achieve incredible drag ranges while minimizing the force exerted across the reel. The unique drag cartridge design also allows for complete disengagement of the drag when in free spool for incredible casting performance. We can honestly say that there has never been a reel like it. Penn has followed up its revolutionary star drag design with the first stacked drag lever reel known.

The International® Torque™ Lever Drag is a true revolution in lever drag design and technology. With its revolutionary design, the International® Torque™ Lever Drag offers anglers the most advanced features and components available in a lever drag reel.

International® Torque™ Lever Drag Reels							
	Mono Capacity	Braid Capacity	Number of Bearings	Max Drag	Gear Ratio	Line Retrieve per Crank (in)	Weight (oz)
TRQ300LD	360yds/30lb	360yds/80lb	5BB/1RB	32	6.3:1	48	41.4

A new, revolutionary concept was quickly sketched and a new patent was born. From this innovative and revolutionary design, Penn is proud to introduce a truly unique lever drag reel design: a “stacked drag lever.” This new stacked drag system eliminates the “binding” felt in smaller lever drag reels when they are set up to achieve higher drag settings. The design accomplishes this by multiplying the number of drag surfaces and decreasing the amount of force exerted across the reel by the lever. The new “stacked drag” system serves as the backbone for the new series of reels introduced on the next few pages. But before its introduction, a bit more discussion of the stacked drag system design and benefits is warranted.



Inside the left side plate showing the drag cartridge, dog, and integrated ratchet design.



The disengaging spool feature is shown here. This new feature allows for a totally disengaging spool for incredible casting and free-spool drop backs.



The left side plate drag stack showing the many drag surfaces. By placing a large diameter drag stack in the reel we can achieve incredible drag.

As with the original star drag Torque™ reels, the design concept for the new series of reels was born after a long day of fishing and testing products. We ignored how lever drag reels are traditionally made and set out to address the inherent problems in lever drag reels by coming up with a design that incorporates the benefits of a star drag reel with the functionality of a lever drag. For years, reel designers have used the same basic principles for drag setups in lever reels. We have designed a reel with a large diameter stacked drag in the left side plate of the reel which totally disengages from the spindle and spool for incredible free spool and casting ability.




International® Torque™



Last year Penn introduced the revolutionary International® Torque™ and won the Saltwater Reel of the Year at the American Sportfishing Association’s annual trade show. We were proud to be selected by our peers and leaders in our industry to win this award. And we are even more excited by the way anglers world-wide have put the reels to the test. Borrowing the look of another iconic Penn reel, the Penn International®, the revolutionary International® Torque™ incorporates the innovative ISP design to produce the strongest, most reliable star drag reel on the market.

A full metal body, coupled with an oversized stainless gear and power handle, produce incredible cranking power and performance. With a disengaging pinion, castable free spool, and unlimited power, the Penn International® Torque™ is an ideal reel for jigging (West Coast yo-yoing), freelining baits, and just about anything else you care to try. And yes, it will swim a jig better than anything else out there.

International® Torque™ Reels							
	Mono Capacity	Braid Capacity	Number of Bearings	Max Drag	Gear Ratio	Line Retrieve per Crank (in)	Weight (oz)
 TRQ100	450yds/12lb	550yds/30lb	5BB/1RB	25	6.2:1	35	23
TRQ200	450yds/16lb	450yds/50lb	5BB/1RB	32	6.3:1	41	27
TRQ300	360yds/30lb	360yds/80lb	5BB/1RB	32	6.3:1	48	33



- Penn Power Handle
- Stainless Steel Reel Stand
- One-Piece, Open-Top Frame
- Infinite anti-reverse Roller Bearing with powerful backup dog system
- Four Stainless Steel Ball Bearings
- Oversized Soft-Grip Power Handle
- Disengaging Pinion for superior Free Spool
- Lightweight and Strong Aluminum Alloy; Forged & machined Frame, Spool, and Side plates
- Versa-drag, Multiple Drag-stack Arrangement
- Precision Machined Stainless Steel Main Gear
- Heat-treated Stainless Steel Pinion Gear for strength



Braid Ready



TRQ100



TRQ200



TRQ300

Oneof the first fish caught on the new Penn Torque 100, a 70-plus lb Spinner Shark caught off the coast of Florida.

Penn Pro Staff, Greg Bogdan, commented after cranking in a few Spinner Sharks between 80 and 100-pounds, the Penn Torque was the most versatile and powerful reel he has ever fished with. This reel has unbelievable torque, cranking power and drag capabilities. Wonder where we got the idea for the name?

International® Baitcast



Baitcast reels have been a favorite of light tackle anglers for years. When Penn first stepped into this arena with the Penn International® models, we took a slightly different approach to building this style of reel. In true Penn tradition we built a series of reels which defined reliability and quality.

Our competition tends to focus on smaller fish than Penn is accustomed to and they design their products accordingly. At Penn, we always think big fish, even on our smaller reels, and have designed them to handle anything that comes their way, including the small ones.

From hardened stainless steel gears and pinions to machined frames and side plates, Penn International® Baitcast models are the most solidly constructed Baitcast reels on the market. If you have not looked at this series of Baitcast reels, it is time to consider the durable and superior design and manufacture we put into each model.

International® Baitcast Reels						
Model	Mono Capacity	Number of Bearings	Max Drag	Gear Ratio	Line Retrieve per Crank (in)	Weight (oz)
965	240yds/15lb	2BB/1RB	10	4.7:1	19	13
975	340yds/15lb	2BB/1RB	12	4.5:1	20	17
975CS	340yds/15lb	2BB/1RB	12	4.5:1	20	15
975CSLD	300yds/15lb	5BB/1RB	10	4.4:1	20	17
975LD	300yds/15lb	5BB/1RB	10	4.4:1	20	18



A Penn engineer shows off a Coho Salmon caught on a 975LD.

- Two Aircraft-Grade, Shielded, Stainless Steel Ball Bearings (non-LD reels)
- Strong, Sealed, Smooth Drag
- Infinite Anti-Reverse Roller Bearing
- Positive Level Wind System (non-CS reels)
- Titanium-Nitride Levelwind (non-CS reels)
- Machined Stainless Steel Spindle
- Recessed Stainless Steel Stand
- Push-Button Free Spool
- Auto-Engage Pinion
- Centrifugal Cast Control
- Quick Take-Apart Design
- Loud, Firm Clicker
- Soft-Grip Handle



965



975



975CS



975LD
5BB/1RB



975CSLD
5BB/1RB

Sargus Baitcast



- HT-100 Drag
- Machined-cut Brass Main Gear
- Dual, External Adjustable, Casting Controls.
- Machined, Anodized, Aluminum Spool
- Six Shielded, Stainless Steel Ball Bearings
- Infinite Anti-reverse Roller Bearing
- Ergonomic Palming Left Side Plate

The new Penn low-profile Sargus™ baitcasting reel will balance nicely on your favorite inshore rod. The New Sargus™ baitcasting reel was designed for incredibly smooth and accurate casting, courtesy of its dual, external adjustable, casting controls. The Sargus™ baitcasting reel features 6 stainless steel ball bearings for superior corrosion protection and durability for saltwater environments; aluminum frame and right side plate for cranking; titanium line guide; precision cut brass gears; soft touch thumb bar; and super smooth drag system featuring Penn’s proven HT100; and external controlled dual casting control.

The new Sargus™ baitcasting reel is compact but provides enough line capacity for the needs of inshore fishing. No matter what you fish for, the Sargus™ baitcasting reel can handle anything from bull reds, trout, blues, to calicos, there simply isn’t a better performing inshore reel.

The New Penn Sargus™ baitcasting reel provides the performance you’d expect from a tournament grade baitcaster along with the proven durability and reliability of a true Penn product.



Sargus Baitcast						
	Mono Capacity	Number of Bearings	Max Drag	Gear Ratio	Line Retrieve per Crank (in)	Weight (oz)
NEW SAR64LP	200yds/12lb	6BB/1RB	11.5	6.4:1	27	9.5



SAR64LP

Pursuit Baitcast



- HT-100 Drag
- Ergonomic Palming Left Side Plate
- Machined-cut Brass Main Gear
- Machined, Anodized, Aluminum Spool
- Five Shielded, Stainless Steel Ball Bearings
- Infinite Anti-reverse Roller Bearing

When we decided to introduce a new series of low-profile baitcast reels, we weren’t about to settle for anything less than bringing the best, most durable, and most advanced reels to market. The Pursuit low-profile reel is both stunning in appearance and impressive in its performance.

The new Pursuit low profile casting reel is specifically designed for easy palming. Built to meet the most demanding specifications of Penn, the Pursuit has very few plastic parts throughout it’s construction. This reel features an aluminum frame and right cranking side plate, graphite palming left side cover, 5+1 stainless steel bearings. Unlike many of our competitors’ reels, we loaded the new Pursuit low profile reel with silky smooth, corrosion resistant, stainless steel ball bearings so that the reel casts effortlessly. The bearings are shielded; they prevent dirt and other grit from getting inside, providing better corrosion resistance and long-term performance. The drag system of the Pursuit is impressive and both the Pursuit and Sargus low profile reels feature Penn’s proven HT100 drag material.

The new Penn series of low profile reels are unlike anything we have offered in the past, and establishes Penn as a leader in the low profile in-shore market. Simply put, Penn is the leading name in saltwater and has proven again and again that its products will withstand the test of time. Once you fish the new Pursuit low profile reel, it’s destined to become your favorite for all kinds of species, from trout and reds to blues and calicos.



Pursuit Baitcast						
	Mono Capacity	Number of Bearings	Max Drag	Gear Ratio	Line Retrieve per Crank (in)	Weight (oz)
NEW PUR64LP	200yds/12lb	5BB/1RB	11.5	6.4:1	27	9.0



PUR64LP

Graph-Lite® Lever Drag



Satin finish graphite and brushed metal components offer improved long-term appearance.



Simple, clean graphics complement any Penn rod.

Don't compare Penn's Graph-Lite® Graphite Lever Drag reels to the weaker, lesser graphite lever drag reels on the market. We have built a superior reel that is light and powerful.

Penn's Graph-Lite® Lever Drag reels are molded from lightweight, incredibly strong Penn graphite composite, which allows the frame to retain significantly greater strength, especially important when fighting large game fish. Due to this increased frame strength, Penn Graph-Lite® Lever Drag reels have a reputation for being the strongest, most reliable lightweight lever drags on the market. And unlike competing graphite lever drag reels, ours don't have a reputation for ripping apart under the load of a big fish (and in a few cases of our competitor's product, even small fish). Penn Graph-Lite® Lever Drag (GLD) reels are an excellent choice for anglers looking for a lightweight, reliable, and incredibly smooth big game reel.

Graph-Lite® Two-speed Lever Drag Reels									
	Mono Capacity	Braid Capacity Braid - Topshot	Number of Bearings	Max Drag @ Strike	High Speed Gear Ratio	Low Speed Gear Ratio	Line Retrieve per Crank (in) Low Speed	Line Retrieve per Crank (in) High Speed	Weight (oz)
GLD20 II	800yds /20lb	500yds/80lb - 50yds/60lb	4BB	14	3.8:1	2:1	17	32	40
GLD30 II	600yds /30lb	625yds/80lb - 50yds/60lb	4BB	17	3.8:1	2:1	17	32	43
GLD50 II	600yds /50lb	700yds/100lb - 50yds/80lb	4BB	27	3.4:1	1.7	17	33	55

Graph-Lite® Single-speed Lever Drag Reels						
	Mono Capacity	Number of Bearings	Max Drag	Gear Ratio	Line Retrieve per Crank (in)	Weight (oz)
GLD20	800yds/20lb	4BB	14	3.8:1	32	37
GLD30	600yds/30lb	4BB	17	3.8:1	32	40



Penn GLD20s and Guide Series Bluewater Rods sit in the rocket launcher of the Brier Patch, a 58' Merrit, headed out for a day of sailfishing.

The Penn GLD has quickly become the reel of choice for many of Penn's Pro Staff Anglers as their sailfish and white marlin reel. Geared fast enough to keep up with any billfish charging the boat (or for some rapid-fire bait changes when they just can't seem to find the hook), both the Single Speed and Two Speed GLD models feature a larger, more comfortable handle than competing graphite lever drags, and are a much more comfortable and powerful reel to fish.

- Push-Button Shift System on Two-Speed Models
- Machined, Anodized, Aluminum Spool
- Four Aircraft-Grade, Shielded, Stainless Steel Ball Bearings
- Machined-Cut Stainless Steel Gears
- Lightweight Graphite Frame
- Powerful 120° Drag Quadrant
- Stainless Steel Reel Stand



GLD20



GLD20 II



GLD30



GLD30 II



GLD50 II






Penn is proud to introduce the new Senator® Series of Metal Star Drag reels. Building upon Penn's new Patent Pending Integrated Side Plate (ISP) design featured in the International® Torque™ series of reels is a series of reels combining the toughness of the legendary Penn Senator® reel with the innovation and strength of the ISP design.



Metal Senator®							
		Mono Capacity	Number of Bearings	Max Drag	Gear Ratio	Line Retrieve per Crank (in)	Weight (oz)
NEW	4/0	475yds/30lb	3BB	25	4.25:1	32	-
NEW	6/0	475yds/50lb	3BB	30	3.75:1	29	43.2



We have designed the new Metal Senator reels to include the proven Integrated Side-Plate (ISP) designed first seen in Penn's International

Torque series of star drag reels. The ISP design integrates the right side components into one rigid assembly enabling the reel to achieve higher drag settings with fewer parts. The ISP design in the Metal Senator series is a Penn patent pending design.

The Senator® Metal series features higher gear ratios and a super strong ISP double dog anti-reverse system, giving serious saltwater anglers the best of both worlds; power and speed. The new Penn Senator® Metal reels are ready for your next challenge, whether trolling, bottom fishing, jigging, casting large baits; the Senator® Metal series is more than capable.

In response to the demand of anglers for a fast, light trolling reel, Penn engineers designed this series of Penn Metal star drag reels to be just that. Though borrowing its name from the tried and true Senator reels, the new series of metal reels are faster, and more rugged and capable. Tough machined aluminum side-plates and the patent pending ISP design provide the strength anglers are seeking in a reel. The reels also feature a machined aluminum half-frame, to provide strength and rigidity and to ensure the reel will not twist or torque when fighting a big fish. When the pressure is on it is good to know that you have one of the most capable and dependable reels in your hands.

- Patent Pending ISP design
- 3 Stainless steel ball bearings
- Double-dog multi stop anti-reverse
- Oversized Fighting Handle and Knob
- Forged and machined aluminum spool
- Machined aluminum frame and side-plates
- Stainless Steel Pinion Gear and Bronze Main Gear



Special Senator®



- Multi-Disc Star Drag System
- Convertible Power Handle
- Shielded, Stainless Steel Ball Bearings
- Precision-Machined, Stainless Steel Pinion Gear
- High-Strength, Manganese-Bronze Main Gear
- Stainless Steel Reinforced Side Plates
- Heavy-Duty Clicker
- Graphite Rod Clamp

Special Senator® Reels						
	Mono Capacity	Number of Bearings	Max Drag	Gear Ratio	Line Retrieve per Crank (in)	Weight (oz)
112H	375yds/30lb	2BB	11	4:1	29	22
113H	475yds/30lb	2BB	20	3.3:1	26	30
113HLH	475yds/30lb	2BB	20	3.3:1	26	30
113HSP	575yds/30lb	2BB	20	3.3:1	26	35
113HLW	600yds/30lb	2BB	20	3.3:1	26	31
114H	475yds/50lb	2BB	22	2.9:1	28	45
114HSP	575yds/50lb	2BB	22	2.9:1	28	48
114HLW	600yds/50lb	2BB	22	2.9:1	28	48

Baja Special®



Baja Special®						
	Mono Capacity	Number of Bearings	Max Drag	Gear Ratio	Line Retrieve per Crank (in)	Weight (oz)
113HN	375yds/30lb	6BB	27	4.3:1	34	29

The Penn Baja Special® incorporates many of the features and upgrades anglers were looking for, complete with a disengaging pinion for the ultimate in castability, ideal for their Yellowtail fishery. The Baja Special®: Old School Style, matched with modern and extreme performance.



113HN

Senator®



- Stainless Steel Pinion Gear
- Manganese-Bronze Main Gear
- Multi-Disc Drag System
- Heavy-Duty Clicker
- One-Piece Rod Clamp
- Chrome-Plated Metal
- Anodized Aluminum Spool

Tried and true, the Penn Senator® has been an icon on the big game fishing scene, even before the original release of that famous shark movie, “Jaws®”. The Penn Senator® remains the most trusted, most powerful star drag reel on the market. In fact, most of the original Senator® reels are still fishing, even after decades of service. Little wonder that Penn Senators® have caught more IGFA big game world records than all other makes combined. With five sizes available, there is a Senator® for everything from movie sized sharks, to grouper, cod, and rockfish.

Senator® Reels						
	Mono Capacity	Number of Bearings	Max Drag	Gear Ratio	Line Retrieve per Crank (in)	Weight (oz)
113	475yds/30lb	-	19	2:1	16	27
114	475yds/50lb	-	21	2.1:1	21	44
115L	675yds/50lb	2BB	23.5	2.5:1	28	57
116L	800yds/80lb	2BB	30	2:1	29	89
117L	750yds/130lb	2BB	35	1.6:1	29	136



113

114

115L

116L

117L



- Precision-Machined Stainless Steel Pinion
- Shielded Stainless Steel Ball Bearings
- Manganese-Bronze Main Gear
- Precision Casting Performance
- Powerful and precise Penn Versa-Drag™
- Lightweight Graphite Frame
- One-Piece, Open-Top frame
- High-Speed gear ratio

Penn Graphite Series (GS) Performance Reels are perfectly suited for a wide range of applications from long-distance casting to surf fishing; from kingfishing to throwing jigs at tuna. The revolutionary design of the GS cut-gears puts more cranking power in the hands of anglers when battling large Drum from the surf, and high-speed retrieve when chasing down smoker Kingfish.

The Penn 525-Mag also features a rare-earth magnet casting control mechanism that allows the angler to easily adjust the magnetic resistance exerted on the spool. This feature is the preferred casting-control of long-distance casting Champion competitors, and has quickly become a favorite of the surf-fishing market due to greater control of the spool, and free-spool capabilities.

Performance Casting Reels						
	Mono Capacity	Number of Bearings	Max Drag	Gear Ratio	Line Retrieve per Crank (in)	Weight (oz)
525MAG	275yds/15lb	6BB/1RB	15	6:1	28	17
535GS	400yds/15lb	4BB	9.5	6:1	35	20
545GS	420yds/20lb	4BB	13	6:1	40	23
555GS	300yds/30lb	4BB	11	5.3:1	36	23



Penn Pro Staff and Penn Fishing University Host, Steve Carson poses with a 45-lb Yellowfin caught on a Penn 535GS reel and a Penn Guide Series Bluewater Rod. Steve uses the GS Series Reels for throwing “Iron” as well as live Bait due to the casting ability, performance, and durability of these reels.




525 MAG



535GS



545GS



The Penn Versa-Drag™ allows anglers to pre-determine a targeted drag range by rearranging the sequence of keyed metal washers and tabbed friction washers. Penn Versa-Drag™ provides a tremendous drag range regardless of what line-class and drag settings you are fishing.



555GS

GT Lever Drag



Lever drag reels allow the angler to have greater control and accuracy when fighting the fish and setting the actual fighting drag setting. The Penn GT Lever Drag reels capitalize on this added benefit in its two most popular sizes of the GTi family. From sturgeon fishing in the Northwest to Striper fishing in the Northeast, Penn GT Lever Drag reels have quickly proven themselves to be tough, durable, and capable reels. The Penn 330LD also features an ergonomically correct soft-grip power knob for increased power and feel, and a machined, clear-anodized aluminum spool for increased strength and corrosion-resistance.

GT Level Wind Reels						
	Mono Capacity	Number of Bearings	Max Drag	Gear Ratio	Line Retrieve per Crank (in)	Weight (oz)
320LD	300yds/20lb	4BB	10	4.3:1	25	21
330LD	325yds/30lb	4BB	17	3.7:1	27	27



Penn Engineers setting the lines to catch some live Bluefish for bait on a shark fishing trip. As for the 330LD reel, they are a perfect match for Bluefish and Striped Bass, and, with the power handle, these are incredibly powerful reels.



- Lightweight Graphite Frame
- Manganese-Bronze Main Gear
- Stainless Steel Pinion
- Four Aircraft-Grade, Shielded Stainless Steel Ball Bearings
- Anodized Lightweight Aluminum Spool



GT Level Wind



The Penn GTi family of reels is one of the most recognizable reels on the market. The Penn GTi family is perhaps the most capable all around Levelwind reel available. The GTi reels are available in six models covering everything from light-duty inshore bottom fishing to two heavy-duty models, and capable of handling barn door sized halibut, the Penn GTi family of reels is the standard reel of choice on charter and private boats throughout the country.

Gt Level Wind Reels						
	Mono Capacity	Number of Bearings	Max Drag	Gear Ratio	Line Retrieve per Crank (in)	Weight (oz)
310GTi	325yds/15lb	2BB	11	4.2:1	22	16
320GT2	320yds/20lb	2BB	12	4.3:1	25	23
321GT2	320yds/20lb	2BB	12	4.3:1	25	23
330GT2	350yds/30lb	2BB	16	3.6:1	26	27
340GTi	475yds/30lb	4BB	22	3.3:1	26	35
345GTi	600yds/30lb	4BB	22	3.3:1	26	36



One of Penn’s sales staff showing off a quality snook caught on the 320GT2 and a Penn Pro-Guide rod. Weather fishing for snook in the southeast, trout in the great lakes, or salmon in the northwest, Penn’s GT series of reels delivers durability and performance in a level-wind reel.

When shopping for your GTi reel, don’t be fooled by the competitions boasts, the GTi is proven and you will find it to be a reel of choice in your arsenal of tackle. The GTi family of Level Wind reels are still the preferred reel of choice by many charter boats and if it can stand up to the daily abuse of a charter think about what it can do for you.

- Lightweight One-piece Graphite Frame
- Black-anodized Spool
- Manganese-bronze Main Gear
- Stainless Steel Pinion
- Two Aircraft-grade, Shielded SS Bearings on 310 up to 330
- Four Aircraft-grade, Shielded SS Bearings on 340, 345
- Tough Levelwind System



GTO Level Wind



- HT-100 Drag
- Stainless steel Level-wind
- Lightweight machined anodized spool
- Stainless steel inner-outer frame rings
- Stainless steel shielded ball bearings

GTO Reels						
	Mono Capacity	Number of Bearings	Max Drag	Gear Ratio	Line Retrieve per Crank (in)	Weight (oz)
220GTO	320yds/20lb	2BB	12	4.3:1	25	23
230GTO	320yds/30lb	2BB	12	3.6:1	26	27



One of Penn’s engineers hoisting up a nice Jersey bluefish. The GTO series of level-wind has quickly established itself with anglers who rely on these rugged reels for their catch.



220GTO



230GTO


Combining quality construction and performance, with an aggressive price, the Penn GTO family of reels is a perfect choice for anglers targeting salmon, striped bass, summer flounder, snapper, and even sturgeon. Penn GTO reels feature stainless steel inner and outer frame rings for enhanced rigidity which helps control “frame-flex,” a common problem on less capable reels. The main gear is a marine-grade alloy for improved durability and smoothness, and the stainless Level-wind is suitable for fishing super-braid lines.



Level Wind



While the design and look date back to the early 1940s, the popularity of Penn Levelwind reels is unwavering. Penn Levelwind Reels are simplistic, functional, and durable reels that are extremely capable. Recent product enhancements have fueled a growing resurgence in the popularity of this retro-styled series, while also leading to improved performance capabilities of these reels. Charter captains have taken notice and are fishing for larger and larger fish with the Penn Levelwind reels.

Level Wind Reels					
	Mono Capacity	Max Drag	Gear Ratio	Line Retrieve per Crank (in)	Weight (oz)
9M	275yds/15lb	10	3.4:1	16	13
209M	320yds/20lb	10	3.2:1	19	19
209MLH	320yds/20lb	10	3.2:1	19	19
 209LC	320yds/20lb	10	3.2:1	19	19
309M	350yds/30lb	15	2.8:1	20	23

Sea Boy® & Jigmaster



Seaboy®
Originating from Otto Henze’s original design of the Mod F and Mod K, the Penn Sea Boy® is not a new design, it is not an overly design, nor is it a modern marvel. It is, however, a durable The Sea Boy® is a perfect choice for pier, bridge, and jetty fishing, and for anglers requiring a simple design that will provide years of service. Both sizes of the Sea Boy® are an obvious choice for party and charter boats as well.



Jigmaster®
The Penn Jigmaster® has a proven track record as a more than capable casting reel. For years, anglers have trusted the Jigmaster® for their prized catch and it is still going strong as a favorite casting reel for anglers fishing the albacore day boats on the West Coast, as well as kingfish anglers in the Southeast. The Jigmaster® features a quick take-apart feature that allows anglers to change spools (and line classes) while on the water. This little trick has saved more than one or two fishing trips for anglers, when the fish become line and leader shy and scaling down of tackle is required. Needless to say, keeping a spare spool or two on the boat or in the tackle box is a great idea, and allows anglers to move up or down a line class in a matter of seconds.



General Purpose Saltwater Reels					
	Mono Capacity	Max Drag	Gear Ratio	Line Retrieve per Crank (in)	Weight (oz)
500L	275yds/30lb	15	4:1	27	22
185	400yds/20lb	9	3.1:1	22	17
190	350yds/30lb	9	3.1:1	22	18



The Penn Slammer® has been designed and engineered to handle the new era of super braided lines. Taking into account the forces and pressures the reels would experience in the field, Penn added many features unheard of in a spinning reel. With the goal of building the most durable spinning reel in mind and knowing all the requirements of durability and power expected from such a product, Penn engineers designed a frame from a special high-strength aluminum-alloy that would provide the housing for the powerful gearing system of the Penn Slammer®. Realizing that anglers would be exerting greater and greater drag pressures due to the growing popularity of super-braids, it was decided that the main support shaft for the spool would need to be drastically oversized and triple supported throughout the frame so that alignment and balance would not be compromised under the most intense pressure. Capitalizing on their breakthrough in spinning reel drag design, Penn engineers took advantage of the large and under-utilized area beneath the spool, allowing an oversized drag washer to be utilized. This drag surface allowed for increased drag range, smoothness, and drastically increased fish-stopping power. Advanced computer modeling allowed further fine tuning and balancing, and has resulted in the most durable and long-lasting spinning reel on the market.

Slammer®					
Model	Mono Capacity	Number of Bearings	Gear Ratio	Line Retrieve per Crank (in)	Weight (oz)
260	220yds/8lb	5BB/1RB	5.1	25	12.2
360	240yds/10lb	5BB/1RB	5.1	28	12.9
460	240yds/12lbs	5BB/1RB	4.6	27	19.4
560	240yds/15lbs	5BB/1RB	4.6	30	19.9
NEW 760	300yds/20lbs	6BB/1RB	4.7	38	26.8



Penn staff putting the 760 and a Penn Guide Series rod to test off of the east coast of Florida. During the extensive field testing the new Slammer® 760 performed flawlessly.

The Penn Slammer® has become the spinning reel of choice for saltwater fishing’s most critical anglers, professional guides and charter captains. We would like to think that if professional guides and charter captains fish with the Slammer® as their spinning reel of choice, so would you. It is, after all, an incredibly performing reel.

- Five stainless steel ball bearings plus one infinite anti-reverse roller bearing
- Penn Leveline® wrap system
- Triple-supported, oversized main shaft
- Techno-Balanced™ Rotor
- Silky-smooth operation
- Oversized shielded drag
- Non-twist line roller
- Full metal body



Penn Power Drag. A single, large HT100™ drag washer, located under the spool, protects the drag from the elements, providing the utmost in smooth stopping power for the Slammer’s drag system. The proven HT100™ drag material lasts long, but when it finally does wear, the reversible drag washer can be flipped over, for double the life.



260



360



460



560




760

Slammer® Live Liner®



The Penn Slammer® Live Liner® series of reels contains all of the features found in the Slammer® series plus a secondary rear drag for live baiting and automatic live-lining trip feature. This feature allows you to rapidly move from the live bait rear drag to the oversized and powerful front “fighting” drag with a simple spin of the handle.

Slammer® Live Liner® Automatic					
Model	Mono Capacity	Number of Bearings	Gear Ratio	Line Retrieve per Crank (in)	Weight (oz)
560L	240yds/15lbs	5BB/1RB	4.6	30	20.7
 760L	300yds/20lbs	6BB/1RB	4.7	38	28.0



Penn engineer showing off a nice dolphin during early testing of the prototype 760 Slammer.



560L

The Slammer® Live Liner® still maintains its roots as the most durable, reliable, and quality built spinning reel on the market. Just like the Penn Slammer®, the Live Liner® version features full metal body and all the other things that go into making the Slammer® family of spinning reels the preferred choice of top captains and professional guides.



760L



The AF series has the perfect combination of toughness and silky smooth performance you would expect from Penn. The Penn AF is what light-tackle anglers have been asking for from Penn. AF reels feature a full metal alloy body, worm-gear oscillation system, and eight stainless steel ball bearings for what many are referring to as a “technical” reel; ideal for light-tackle challenges, whether fishing the flats of Florida or the Caribbean, inshore waters of the east coast, or freshwater lakes and river. The Penn AF was engineered to handle large fish on light lines and is ideal for fishing super-braid lines.

AF Series Spinning Reels					
Model	Mono Capacity	Number of Bearings	Gear Ratio	Line Retrieve per Crank (in)	Weight (oz)
AF1000	130yds/6lb	8BB/1RB	5.1	24	10.0
AF2000	130yds/8lb	8BB/1RB	5.1	26	10.0
AF3000	160yds/10lb	8BB/1RB	5.0	28	11.0
AF4000	160yds/12lb	8BB/1RB	5.0	29	11.3



Tom Twyford, Executive Director of the West Palm Beach Fishing Club, fished with one of Penn’s factory reps during the blackfin tuna run off the coast of Florida on an impromptu trip. The result, a pending IGFA World Record line class blackfin tuna caught on the AF4000 and PI1220S70 rod. According to Tom, “catching one of these tuna on light line has been a goal of mine. I never dreamed of catching one 35 pounds on eight-pound test. I’ve been looking for this fish for quite some time! The Penn AF4000 performed flawlessly and the drag remained silky smooth throughout the 45-minute battle. Penn has a winner with this new reel.”

As for the AF designation, there have been numerous inquiries: what does the AF stand for? Some have suggested Advanced Fishing, Alloy Frame, and All Finesse. However you decide to classify the AF Series from Penn, we certainly believe you will quickly gain an affinity for this type of reel from Penn.

- Friction trip ramp
- Fail-free bail spring
- Waterproof drag knob
- Leveline® spool wrap
- Full metal construction
- Techno-Balanced™ rotor
- Stainless steel main shaft
- High performance, smooth drag
- Eight stainless steel ball bearings
- Infinite anti-reverse roller bearing





AF1000



AF2000



AF3000



AF4000

Spinfisher® SSm



The Penn Spinfisher® Series remains one of the most recognizable series of reels in the world, and while others continue to chase after this series by matching our colors and look, none have come close to the SS’s quality and durability. Penn has taken the SS series to the next level by upgrading and enhancing the design and function in these Spinfisher® SSm (metal) spinning reels.

Spinfisher® SSm Metal					
Model	Mono Capacity	Number of Bearings	Gear Ratio	Line Retrieve per Crank (in)	Weight (oz)
650SSm	250yds/15lb	5BB/1RB	4.7	34	24.0
750SSm	250yds/20lb	5BB/1RB	4.6	36	25.7
850SSm	250yds/25lb	5BB/1RB	4.6	40	27.1
950SSm	300yds/30lbs	5BB/1RB	4.2	38	34.5



Penn staff showing off a nice striped marlin caught on a prototype 950SSm.

All of the Spinfisher® SSm models now incorporate infinite anti-reverse roller bearings for immediate hook setting capabilities, five stainless steel ball bearings, and an incredibly balanced feel courtesy of the latest in computer modeling and balancing. Simply put, the Spinfisher® SSm reels are the most capable and durable metal bodied spinning reels on the market (with the exception of the powerful Penn Slammer®). The Spinfisher® SSm reels have redefined a tried and trusted “friend” into a modern and incredibly performing product. Improved looks, better gear feel, and balancing; what’s not to like?

In addition to the improved balance, increased number of ball bearings, and infinite anti-reverse, you may notice the ergonomic, oversized, soft-grip power knob on the 850SSm and 950SSm models. This power knob provides the angler with an increased handle surface, perfect for cranking power, yet is soft to the touch and comfortable. This handle is not an ideal “casting” handle, so when aggressively casting with the oversized power handle, position the knob toward the bottom (spool is the “top”) of the reel to prevent any premature bail trip.



650SSm



750SSm



850SSm



950SSm

Spinfisher® SSg



The Penn Spinfisher® SSg Graphite reels signal a rebirth of the popular graphite-bodied Spinfisher® SS reels. Penn invested a great deal of time and engineering effort to completely redesign the SS series of graphite spinning reels. The result was the new series of SSg graphite reels. The Penn Spinfisher® Series is one of the most recognizable series of reels in the world and we have taken the SSg series into the future by upgrading and enhancing the design and function in these Spinfisher® SSg spinning reels.

Like the larger SSm (metal) reels, all of the Spinfisher® SSg models now incorporate an infinite anti-reverse roller bearing for immediate hook setting capabilities, five stainless steel ball bearings, and an incredibly balanced feel courtesy of the latest in computer modeling and balancing. In addition to the improving the balance, increasing the number of ball bearings, and adding infinite anti-reverse, we have retained the durability and quality of these reels.

Spinfisher® SSg Graphite					
Model	Mono Capacity	Number of Bearings	Gear Ratio	Line Retrieve per Crank (in)	Weight (oz)
420SSg	165yds/4lbs	5BB/1RB	5.3	21	7.8
430SSg	200yds/6lbs	5BB/1RB	5.1	26	9.8
440SSg	200yds/10lbs	5BB/1RB	5.1	29	14.3
450SSg	250yds/10lbs	5BB/1RB	4.6	28	15.6
550SSg	275yds/12lbs	5BB/1RB	4.6	29	15.9



- Sealed Drag Knob
- Fail-Free Bail Spring
- Non-twist Line Roller
- Techno-Balanced™ Rotor
- Stainless Steel Main Shaft
- Leveline™ Spool Wrap System
- Five Stainless Steel Ball Bearings
- Infinite Anti-Reverse Roller Bearing
- Penn Power Drag for smoother performance
- Lightweight, Ergonomically contoured frame
- Corrosion-Resistant, Gold-Anodized, Machined handle

And if all of this isn’t enough, the new SSg also features a Trip Friction Ramp that prevents premature bail trip when casting.



420SSg



430SSg



440SSg



450SSg



550SSg



This year Penn is proud to introduce the new Sargus series of Metal spinning reels. These lightweight metal spinning reels are built Penn tough – with a corrosion resistant aluminum alloy body, cover and rotor and powerful features on the inside. The reels feature high speed gearing for moving baits quickly and fighting fish with efficiency. The handle on the Sargus reels can be converted to either right or left hand retrieve, depending on what is best for you. The oversized handle knob offers an extra measure of comfort for retrieving and battling fish. The Sargus series of spinning reels is well suited for many types of fishing in both fresh and saltwater.

Sargus®					
Model	Mono Capacity	Number of Bearings	Gear Ratio	Line Retrieve per Crank (in)	Weight (oz)
SG2000	115yds/6lbs	5BB/1RB	6.2:1	29	9.1
SG3000	145yds/8lbs	5BB/1RB	6.2:1	31	11.6
SG4000	195yds/10lbs	5BB/1RB	6.2:1	34	12.6
SG5000	220yds/14lbs	5BB/1RB	5.6:1	37	20.3
SG6000	230yds/17lbs	5BB/1RB	5.6:1	39	21.8



- All Metal Body
- Sealed Drag Knob
- Fail-free Bail Spring
- Soft Feel Handle Knob
- Non-twist Line Roller
- Techno-balanced™ Rotor
- Stainless Steel Main Shaft
- Five Stainless Steel Ball Bearings
- Infinite Anti-reverse Roller Bearing
- Corrosion-resistant, Anodized, Machined Aluminum Handle
- Lightweight and Strong Aluminum Alloy Frame, Cover, and Rotor



SG2000



SG3000



SG4000



SG5000



SG6000



Captiva® & Captiva® Live Liner®

The Penn Captiva™ Series of Spinning and Live Liner® reels contain features and components found on reels twice the price. Anglers will be amazed at its smoothness and performance due to the 10+1 ball bearings and balanced rotor.



Captiva®					
Model	Mono Capacity	Number of Bearings	Gear Ratio	Line Retrieve per Crank (in)	Weight (oz)
CV2000	200yds/6lbs	10BB/1RB	5.5	25	10.1
CV4000	200yds/10lbs	10BB/1RB	6.2	32	11.3
CV5000	200yds/12lbs	10BB/1RB	5.2	31	16.6
CV6000	225yds/16lbs	10BB/1RB	5.2	34	18.1
CV8000	275yds/20lbs	10BB/1RB	4.7	34	23.2

Captiva® Live Liner®					
Model	Mono Capacity	Number of Bearings	Gear Ratio	Line Retrieve per Crank (in)	Weight (oz)
CLL4000	250yds/10lbs	9BB/1RB	5.5	31	13.6
CLL5000	200yds/12lbs	9BB/1RB	5.2	31	19.0
CLL6000	225yds/16lbs	9BB/1RB	5.2	34	20.7



CLL4000

CLL5000

CLL6000



CV8000



CV6000



CV5000



CV4000



CV2000


Silverado®



Offering maximum performance at an affordable price, the Penn Silverado® is based on the sleek design of the popular Penn Captiva®. Features include 4+1 stainless steel ball bearings, infinite anti-reverse, long-cast spool, and a lightweight graphite frame. If you want quality and performance at an affordable price, the Penn Silverado® is your reel of choice.



Silverado®					
Model	Mono Capacity	Number of Bearings	Gear Ratio	Line Retrieve per Crank (in)	Weight (oz)
SV2000	200yds/6lbs	4BB/1RB	5.5	24	9.8
SV4000	200yds/10lbs	4BB/1RB	5.2	27	11.2
SV5000	200yds/12lbs	4BB/1RB	5.2	30	15.9
SV6000	225yds/16lbs	4BB/1RB	5.2	33	17.0
SV8000	275yds/20lbs	4BB/1RB	4.7	34	23.9



SV2000



SV4000



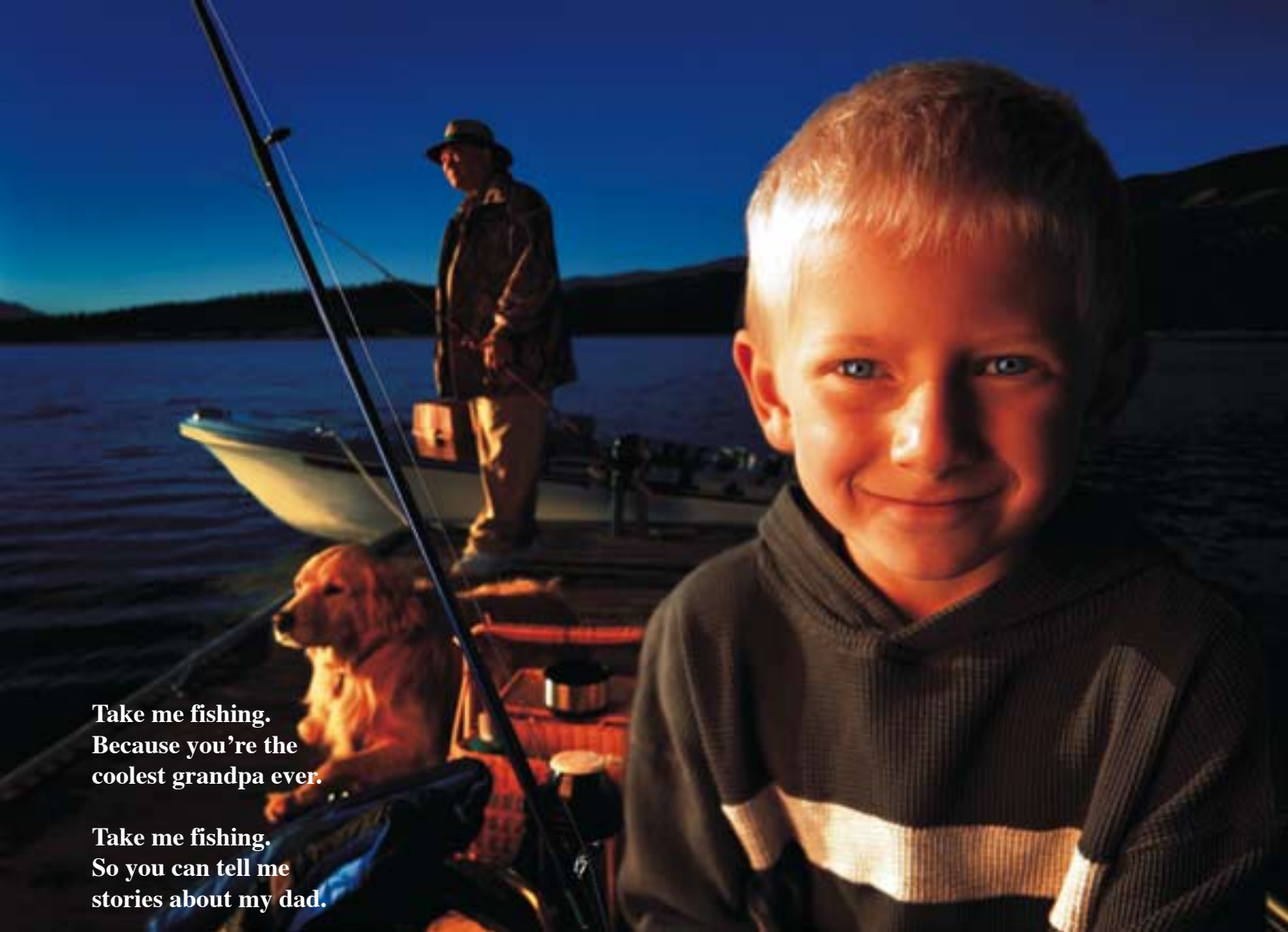
SV5000



SV6000



SV8000



Take me fishing.
Because you're the
coolest grandpa ever.

Take me fishing.
So you can tell me
stories about my dad.

Take me fishing.
And show me how
to drive the boat.

Take me fishing.
So I'll always remember you.

"take me fishing"

TAKEME FISHING.ORG



Please join Penn and "Take me Fishing" in introducing our sport to the next generation of anglers: for fun, for family, for the future.



Penn staff turning the head of an amberjack using a 760 Slammer and Pro-Guide spinning rod.



Penn 16VSX reels and International Stand-up series rods in the rocket launcher stand ready as the boat passes Montauk Lighthouse on the way to the fishing grounds.

Penn offers anglers the finest quality constructed rods at incredible values. Each rod blank is selected for a specific action and application. Then the utmost attention is given to create a finished rod perfectly constructed and balanced for specific fisheries or styles. Unlike other factory rods, Penn rod blanks are carefully hand selected, properly splined to ensure consistent and unwavering rod bend, assembled with the finest components, and then hand wrapped in color schemes to perfectly match Penn reels. When you select a performance matched Penn rod for your Penn reel, fish with confidence, fish with Penn.

This year Penn expands its lineup of rods to cover nearly every aspect of angling. From big game stand-up models, to inshore casting, to a revolutionary new line of solid carbon jigging rods, Penn has built in absolute quality and performance.

Rod Contents

International IGFA	54
International Standup & Bluewater	55
International Inshore & Shallow Water	56-57
Penn Guide Bluewater & Kingfish	58
Penn Guide Inshore	59
Penn Guide Travel	60
Penn Guide Surf	61
Torque Jigging	62
Tuna Stick Standup	63
Senator & Special Senator	64
Senator Wireline & Senator Charter Boat	65
Mariner Standup & Boat	66-67
Slammer	68
Powerstick	69
Powerstick Surf	70
Spinfisher Surf	71
Pursuit	72
Pursuit Surf	73

International® V IGFA

The International® V-Series IGFA rods were created for the most demanding and discriminating big game anglers. With its distinctive diamond wrap and quality components the International® V-Series IGFA are the perfect combination of refinement and durability. These rods feature more traditional parabolic tapers and configurations for maximum leverage when used in conjunction with a quality fighting chair. These rods include AFTCO® roller guides and a detachable machined aluminum butt. The International® V-Series IGFA series of rods provide the angler with a performance-oriented rod, capable and intended for tournament and IGFA World Record breaking fishing ventures.

All Penn International® rods are constructed to be the finest crafted fishing rods you will ever own. With matching threadwork and wraps, common on all International® rods from V-Series IGFA trolling rods down through the light tackle International® inshore and shallow water rods, International® rods, offer anglers a custom, matched look

- 1 Piece Glass, Tubular, Blank Construction
- Aluminum Detachable Rod Butt
- 6 Aftco Roller Guides + Tip
- Aluminium Reel Seat
- Aluminium Gimbal
- EVA Grip


As noted in the adjacent rod chart, there are two available butt options for both 80# and 130# class rods; straight or bent butt. The straight butt option maintains the traditional look and feel of the trolling rod, while the bent butt option lowers the reel relative to the angler for greater angler comfort and increases the angler’s leverage by shifting the rod’s fulcrum, thereby creating a true physical advantage for the angler relative to the fish.



International® V Kite Rod

This year Penn adds the new International series Kite rod to its line up. We have built this kite rod to stand up to the demands and abuse of pulling in line clips to the tip with an electric reel. The new International Kite rod features a heavy duty tip and a Slick Butt for durability in the rod holder.

International® V Kite Rods	
Model Number	Length
IK39	39"



International® V Igfa Rods		
Model Number	Length	Line Weight
5030	6'10"	30 Lb
5050	6'10"	50 Lb
5070	6'10"	50/80 Lb
5080	6'11"	80 Lb
5080B	7'3"	80 Lb
5130	7'4"	130 Lb
5130B	7'8"	130 Lb



International® V Stand-Up

Utilizing faster tapers and shorter blanks than those found on the V-Series IGFA Rods, International® V-Series Standup Rods offer anglers opting to fight standup-style greater mechanical advantages than the longer, parabolic rods needed for fighting fish out of the chair. Soft-tip sections that quickly taper into the powerful mid- and butt-sections of these rods offer anglers a comfortable fishing action capable of handling the extreme leveraged pressures typical of stand-up fishing styles. International® V-Series Standup Rods are a perfect rod for all big game fishing, and match perfectly with any of Penn’s big game reel families such as the International®, Graph-Lite™ Lever Drag, or Senator®. As with any of the International® Rods, wraps and thread selection are perfectly matched for a clean, custom look and feature only the highest quality components.

- 1 Piece, Glass Blank Material
- Aluminium Gimbal and Reel Seat

International® V Standup Rods					
Model Number	Length	Line Weight	Rod Butt	Type of Guides	Guides + Tip
VS3080ARA56	5'6"	30-80 Lb	Aluminum	Aftco Roller	6
VS5010ARA56	5'6"	50-100 Lb	Aluminum	Aftco Roller	6
VS3080ARA60	6'	30-80 Lb	Aluminum	Aftco Roller	7
VS5010ARA60	6'	50-100 Lb	Aluminum	Aftco Roller	7
VS5010AWA60	6'	50-100 Lb	Aluminum Detachable	Aftco Roller	5
VS3080RSS56	5'6"	30-80 Lb	Slick Butt	Aftco Roller Pac Bay Turbo	7
VS5010RSS56	5'6"	50-100 Lb	Slick Butt	Aftco Roller Pac Bay Turbo	7
VS2040RSS60	6'	20-40 Lb	Slick Butt	Aftco Roller Pac Bay Turbo	8
VS3080RSS60	6'	30-80 Lb	Slick Butt	Aftco Roller Pac Bay Turbo	8
VS5010RSS60	6'	50-100 Lb	Slick Butt	Aftco Roller Pac Bay Turbo	8
VS3080RF60	6'	30-80 Lb	EVA	Aftco Roller Pac Bay Turbo	8
VS5010RF60	6'	50-100 Lb	EVA	Aftco Roller Pac Bay Turbo	8
VS2040TS60	6'	20-40 Lb	Slick Butt	Pac Bay Turbo	8
VS3080TS60	6'	30-80 Lb	Slick Butt	Pac Bay Turbo	8
VS5010TS60	6'	50-100 Lb	Slick Butt	Pac Bay Turbo	8
VS2040TS66	6'6"	20-40 Lb	Slick Butt	Pac Bay Turbo	8
VS3080TS66	6'6"	30-80 Lb	Slick Butt	Pac Bay Turbo	8
VS3080TF60	6'	30-80 Lb	EVA	Pac Bay Turbo	8
VS5010TF60	6'	50-100 Lb	EVA	Pac Bay Turbo	8
NEW VS3080ARD56	5'6"	30-80 Lb	Aluminum Detachable	Aftco Roller	6
NEW VS3080ARD60	6'	30-80 Lb	Aluminum Detachable	Aftco Roller	7
NEW VS5010ARD56	5'6"	50-100 Lb	Aluminum Detachable	Aftco Roller	6
NEW VS5010ARD60	6'	50-100 Lb	Aluminum Detachable	Aftco Roller	7

International® V Bluewater

- Composite Blank Construction
- Aluminum Gimbal and Reel Seat
- Highest Quality Guides and Components
- EVA Grips

International® Bluewater Rods					
Model Number	Length	Line Weight	Rod Butt	Type of Guides	Guides + Tip
IB1530C70	7'	15-30 Lb	Slick Butt	Fuji Conventional	9
IB2040C70	7'	20-40 Lb	Slick Butt	Fuji Conventional	9
NEW IB3080C70SB	7'	30-80 Lb	Slick Butt	Fuji Conventional	9

International® V Inshore

Designed to complement the International® family of IGFA and standup rods, Penn International® V Inshore and Shallow Water rods feature high-grade IM7 graphite blanks for a crisp and responsive action. Guides are Fuji™ and the grip material is either a high-grade cork or Hypalon EVA foam, depending on specific rod application. When matched to the Penn International® Baitcast reels or the Spinfisher®, Slammer®, Pursuit or Sargus Low Profile casting reels, or AF Series spinning reels, there is a perfect Penn rod and reel for any inshore application.

Penn shallow water rods are taper- and action-specific, created for a specific angler. Shallow water fishing often requires a precise presentation and, more often than not, a powerful cast into the wind. Penn shallow water rods feature fast tapers capable of loading quickly, delivering a long cast, and having plenty of backbone and meat for handling large drum, trout, and the occasional tarpon, all while being able to precisely place a finesse cast to tailing fish. With origins traced back to the freshwater world, these rods are also ideal largemouth rods, but as they have the Penn name on them, rest assured they are very saltwater capable.

- Tubular Blank Construction
- 1 Piece Composite Blank Construction
- High Quality Guides and Components from Fuji
- Models Featuring Both Cork and EVA Grips and Butts



International® Inshore Rods									
Model Number	Length	Line Weight	Lure Weight	Rod Butt	Reel Seat	Grip	Type of Guides	Guides + Tip	Gimbal
II817S66	6'6"	8-17 Lb	1/4 to 3/4 oz	Cork	Fuji DPS	Cork	Fuji Spin	7	N/A
II817S70	7'	8-17 Lb	1/4 to 3/4 oz	Cork	Fuji DPS	Cork	Fuji Spin	7	N/A
II612S66	6'6"	6-12 Lb	3/8 to 3/4 oz	Cork	Fuji DPS	Cork	Fuji Spin	7	N/A
II612S70	7'	6-12 Lb	3/8 to 3/4 oz	Cork	Fuji DPS	Cork	Fuji Spin	7	N/A
II2040S70F	7'	20-40 Lb	1 to 4 oz	EVA	Fuji DPS	EVA	Fuji Spin	8	Graphite
II1525S70F	7'	15-25 Lb	1/2 to 2 oz	EVA	Fuji DPS	EVA	Fuji Spin	8	Graphite
II1020S70F	7'	10-20 Lb	1/2 to 1 1/2 oz	EVA	Fuji DPS	EVA	Fuji Spin	7	N/A
II1020C66	6'6"	10-20 Lb	1/2 to 1 1/2 oz	Cork	Fuji ECS	Cork	Fuji Conv	8	N/A
II1020C70	7'	10-20 Lb	1/2 to 1 1/2 oz	Cork	Fuji ECS	Cork	Fuji Conv	8	N/A
II1525C70	7'	15-25 Lb	1/2 to 2 oz	Cork	Fuji ECS	Cork	Fuji Conv	8	N/A



International® V Shallow Water

Penn shallow water rods are taper- and action-specific, created for a specific angler. Shallow water fishing often requires a precise presentation and, more often than not, a powerful cast into the wind. Penn shallow water rods feature fast tapers capable of loading quickly, delivering a long cast, and having plenty of backbone and meat for handling large drum, trout, and the occasional tarpon, all while being able to precisely place a finesse cast to tailing fish. With origins traced back to the freshwater world, these rods are also ideal largemouth rods, but as they have the Penn name on them, rest assured they are very saltwater capable.

- Cork Grip
- Cork Rod Butt
- Fuji Conv Guides
- Fuji ECS Reel Seat
- Tubular Blank Construction
- 1 Piece Composite Blank Material



A Penn Engineer working into the twilight fighting a Tarpon hooked off the beaches of Palm Beach.



International® Shallow Water Rods				
Model Number	Length	Line Weight	Lure Weight	Guides +Tip
ISW817C66XF	6'6"	8-17 Lb	1/4 to 3/4 oz	8
ISW817C66F	6'6"	8-17 Lb	1/4 to 3/4 oz	8
ISW817C70XF	7'	8-17 Lb	1/4 to 3/4 oz	10
ISW817C70F	7'	8-17 Lb	1/4 to 3/4 oz	9
ISW817C70M	7'	8-17 Lb	1/4 to 3/4 oz	9

Penn Guide Bluewater

Whether casting sardines and anchovies for frenzied albacore, dumping a ballyhoo for a “lit-up” white marlin, or free-lining a goggle-eye for a sailfish, Penn Guide Bluewater Series Rods are an ideal choice. Tapers and actions of Penn’s Guide Series Bluewater Rods have been tweaked to perfection, providing anglers with a rod ideal for their Bluewater fishery. Guide Series Rods feature simple and classic wraps for a true-custom look.

- 1 Piece, Tubular, Composite Blank Material and Construcion

Penn Guide® Bluewater Rods								
Model Number	Length	Line Weight	Rod Butt	Reel Seat	Grip	Type of Guides	Guides + Tip	Gimbal
GST760M	6’	40-100 Lb	Hypalon	Aluminum	Hypalon	Aftco Roller	7	Aluminum
GS765L	6’6”	30-80 Lb	Hypalon	Fuji DPSH	Hypalon	Fuji Hardloy	8	Graphite
GS3080C66SB	6’6”	30-80 Lb	Slick Butt	Aluminum	Hypalon	Fuji Hardloy	8	Aluminum
GS765XL	6’6”	20-50 Lb	Hypalon	Fuji DPSH	Hypalon	Fuji Hardloy	8	Graphite
GS2050C66SB	6’6”	20-50 Lb	Slick Butt	Fuji DPSH	Hypalon	Fuji Hardloy	8	Aluminum
GS1530C66SB	6’6”	15-30 Lb	Slick Butt	Fuji DPSH	Hypalon	Fuji Hardloy	8	Aluminum
GS700XL	7’	10-25 Lb	Hypalon	Fuji DPS	Hypalon	Fuji Hardloy	10	N/A
GS700L	7’	12-30 Lb	Hypalon	Fuji DPSH	Hypalon	Fuji Hardloy	9	NA
GS700M	7’	20-50 Lb	Hypalon	Fuji DPSH	Hypalon	Fuji Hardloy	9	Graphite
GS700ML	7’	20-40 Lb	Hypalon	Fuji DPSH	Hypalon	Fuji Hardloy	9	Graphite
GSD800XL	7’10”	10-25 Lb	Cork Tape	None	Cork Tape	Fuji Hardloy	12	NA
GSD800L	7’10”	12-30 Lb	Cork Tape	None	Cork Tape	Fuji Hardloy	10	NA
GSD800M	7’10”	20-50 Lb	Cork Tape	None	Cork Tape	Fuji Hardloy	10	NA

Penn Guide Kingfish

King mackerel, kings, kingfish, smokers; no matter what you call them, chances are you are trolling bait, fishing super light drags, and need a rod that has enough backbone to slow and turn the fish, but a soft enough tip to absorb any shock and prevent pulled hooks. Penn Guide Series Kingfish rods were designed to handle these requirements. Fast tapers quickly distribute and absorb surges and smoking runs, helping to prevent pulled hooks, while the K1 graphite cloth found in the mid- and butt-section of the rod provide enough turning power to even the largest smoker kingfish.



Penn Guide® Kingfish Rods			
Model Number	Length	Line Weight	Guides + Tip
PK1530C70	7’	15-30 Lb	10
PK1740C70	7’	17-40 Lb	10



Penn Guide Inshore

Simple threadwork and crisp, lightweight blanks are at the heart of Penn’s Guide Series inshore rods. Matched to quality components such as Fuji™ Hardloy guides and Fuji™ reel seats, Penn Guide Series inshore rods are lightweight, ideal for finesse fishing, yet powerful enough for handling large gamefish. With five baitcast and six spinning models available in this series, Penn Guide Series inshore rods cover all of your inshore fishing needs.

Common to all Penn Guide Series rods, the butt sections are reinforced with K1 woven graphite cloth for increased sensitivity, rigidity, and blank power. Penn Guide Series inshore rods are perfectly matched to the Penn Round and Low Profile Baitcast and Penn Spinning reels, and offer anglers the finest performance rod and reel combos found on the water.

- 1 Piece Graphite Material
- Tubular Construction



Penn Guide® Inshore Rods										
Model Number	Length	Line Weight	Lure Weight	Rod Butt	Reel Seat	Grip	Type of Guides	Guides +Tip	Gimbal	
PI612S66	6’6”	6-12 Lb	1/4 to 5/8 oz	Cork	Fuji DPS	Cork	Fuji Spin	7	NA	
PI817S70	7’	8-17 Lb	1/4 to 3/4 oz	Cork	Fuji DPS	Cork	Fuji Spin	7	NA	
PI1220S70	7’	12-20 Lb	3/8 to 2 oz	Cork	Fuji DPS	Cork	Fuji Spin	7	NA	
NEW PI1220S76	7’6”	12-20 Lb	3/8 to 2 oz	Cork	Fuji DPS	Cork	Fuji Spin	7	NA	
PI1525S70	7’	15-25 Lb	1/2 to 2 1/2 oz	Cork	Fuji DPS	Cork	Fuji Spin	7	NA	
NEW PI1525S76	7’6”	15-25 Lb	1/2 to 2 1/2 oz	Cork	Fuji DPS	Cork	Fuji Spin	7	NA	
NEW PI2050S76	7’6”	15-30 Lb	3/4 to 3 oz	Cork	Fuji TCS	Cork	Fuji Conv	9	NA	
PST1530S66	6’6”	15-30 Lb	5/8 to 3 oz	Slick Butt	Fuji DPS	Hypalon	Fuji Spin	6	Alum.	
PST1530S70	7’	15-30 Lb	5/8 to 3 oz	Slick Butt	Fuji DPS	Hypalon	Fuji Spin	7	Alum.	
PI3050S70	7’	30-50 Lb	NA	Hypalon	Fuji DPS	Hypalon	Fuji Spin	6	NA	
NEW PI612C70	7’	6-12 Lb	1/4 to 5/8 oz	Cork	Fuji ECS	Cork	Fuji Conv	8	NA	
PI817C70	7’	8-17 Lb	1/4 to 3/4 oz	Cork	Fuji ECS	Cork	Fuji Conv	8	NA	
PI1220C70	7’	12-20 Lb	1/2 to 2 oz	Cork	Fuji ECS	Cork	Fuji Conv	8	NA	
PI1220C79	7’9”	12-20 Lb	1/2 to 2 oz	Cork	Fuji ECS	Cork	Fuji Conv	9	NA	
PI1530C70	7’	15-30 Lb	3/4 to 3 oz	Cork	Fuji TCS	Cork	Fuji Conv	8	NA	
PI1530C79	7’9”	15-30 Lb	3/4 to 3 oz	Cork	Fuji TCS	Cork	Fuji Conv	9	NA	

Penn Guide Travel

Globetrotting to fish in distant, unfished waters is likely a dream of many anglers. And when the opportunity surfaces to fish an exotic location, Penn Guide Series travel rods were designed with your fishing dreams in mind. These rods are constructed from high-modulus graphite blanks with top-quality components, such as Fuji™ guides and reel seats, for the ultimate in performance and reliability. Penn Guide Series travel rods are shipped in a padded travel case to ensure that all three pieces of the rod arrive safely. Quite simply, there is no finer travel rod on the market.

- Tubular Blank Construction
- Graphite Material
- Cork Rod Butt
- Cork Grip
- 3 Pieces



Penn Guide® Travel Rods (Travel Tube Included)						
Model Number	Length	Line Weight	Reel Seat	Type of Guides	Guides + Tip	Gimbal
PT817C70	7'	8-17 Lb	Fuji ECS	Fuji Conv	10	NA
PT1220C66	6' 6"	12-20 Lb	Fuji ECS	Fuji Conv	8	NA
PT1530C66	6' 6"	15-30 Lb	Fuji TCS	Fuji Conv	8	Graphite
PT612S70	7'	6-12 Lb	Fuji DPS	Fuji Spin	7	N/A
PT817S70	7'	8-17 Lb	Fuji DPS	Fuji Spin	7	N /A
PT1220S70	7'	12-20 Lb	Fuji DPS	Fuji Spin	7	N /A



Penn Guide Surf

Building upon a long-standing legacy of quality and durable surf rods. With seven spinning models and four conventional rods offered, there is a Penn Guide Surf Rod available for throwing everything from 15A Bombers and O2 Redfins, to 3.5 ounce Danny's, to clam and worm rigs, to a true “Heaver” for large cut-bait fishing. Simply put, Penn Guide Surf Rods have you covered regardless of your surf fishing needs.

Penn Guide Series Surf Rods feature high modulus graphite blanks with butt sections wrapped in K1 woven graphite cloth for added rigidity and rebound “strength”. In fishing terms, this simply means that these rods will outcast and outperform lesser (and often more expensive) surf rods, High-grade cork tape, long considered standard on high-end surf rods is used in conjunction with Fuji Guides and Fuji Reel Seats for an incredible looking and feeling surf rod. Quality, performance, and value define these rods. Expect to see the Penn Guide Surf Rods on the front of trucks and SUVs from Hatteras to the Cape

- Cork Tape Rod Butt
- Fuji DPS Reel Seat
- Cork Tape Grip
- Graphite Blank Material
- Tubular Blank Construction



Penn Guide® Surf Rods						
Model Number	Length	Line Weight	Lure Weight	Type of Guides	Guides + Tip	Pieces
PGS1017S76	7'6"	10-17 Lb	1 1/2 to 1 1/2 oz	Fuji Spin	6	1
PGS1220S80	8'	12-20 Lb	3/4 to 2 oz	Fuji Spin	5	2
PGS1230S90	9'	12-30 Lb	1 to 4 oz	Fuji Spin	5	2
PGS1530S10	10'	15-30 Lb	2 to 5 oz	Fuji Spin	6	2
PGS1530S11	11'	15-30 Lb	2 to 5 oz	Fuji Spin	6	2
PGS1740S11	11'	17-40 Lb	3 to 8 oz	Fuji Spin	6	2
PGS2040S12	12'	20-40 Lb	3 to 10 oz	Fuji Spin	7	2
PGS1230C90	9'	12-30 Lb	1 to 4 oz	Fuji Conv	8	2
PGS1540C10	10'	15-40 Lb	2 to 8 oz	Fuji Conv	8	2
PGS2040C11	11'	20-40 Lb	3 to 8 oz	Fuji Conv	9	2
PGS2040C12	12'	20-40 Lb	4 to 12 oz	Fuji Conv	7	2

Torque® Jigging

New Torque Jigging Rods are designed using a super thin yet strong blank that provides incredible strength necessary when pulling up large tuna, snapper and grouper. The rods are strengthened by an addition layer of graphite. With all the strength the rods possess, they are still light enough for long-term jigging.

All Torque Jigging Rods are finished with PacBay stainless steel guides with deep-pressed titanium coated inserts for durability against salt water conditions. Triangle-shaped EVA handles are easy to hold and keep the rod from turning over while fighting fish. The EVA handles taper at the butt of the rod and feature flat sides for added comfort when holding the rod under your arm. Conventional rods have aluminum gimbals with EVA covers and sway back trigger reel seats.

- Fuji® reel seats
- One-piece rods
- Triangle shaped EVA handles



Torque Jigging Rods						
	Model Number	Length	Line Weight	Reel Seat	Type of Guides	Guides + Tip
NEW	TJ2050S70	7'	20-50 Lb	Fuji DPS	PacBay "TV"	8
NEW	TJ3080C66	6' 6"	30-80 Lb	Fuji Sway Back	PacBay "DP"	7
NEW	TJ3080S66	6' 6"	30-80 Lb	Fuji DPS	PacBay "TV"	8
NEW	TJ5010C66	6' 6"	50-100 Lb	Fuji Sway Back	PacBay "DP"	8
NEW	TJ8013C58	5' 8"	80-130 Lb	Fuji DPS	PacBay "DP"	8



Tuna Stick®

Tuna Sticks have long been a staple in the standup big game fishing rod market and have become renowned for there ability to stand up to the toughest fights. The Tuna Stick® is hand-crafted from a powerful Penn P450 Superglass™ tubular blank and matched to the highest quality components. Tuna Sticks feature AFTCO® Roller Guides, a machined aluminum one-piece butt, including anodized hoods and rings in the rich Penn gold for a premium look when matched to your Penn International® reels.

The Tuna Stick® features a modified parabolic tapered blank and is capable of providing leverage for anglers strapped into the fighting chair, while the fast-tip sections provide standup anglers the recovery power necessary when hooked into large pelagics. Great components, powerful blank materials, and quality craftsmanship built into a rod that serves equally well in the chair or at the rail

- EVA Grip
- Aluminum Gimbal
- Aluminum Rod Butt
- Aluminum Reel Seat
- Aftco Roller Guides
- 1 Piece Glass Tubular Blank with Solid Tip



Tuna Stick® Rods			
Model Number	Length	Line Weight	Guides + Tip
TS3080ARA56	5' 6"	30-80 Lb	6
TS5010ARA56	5' 6"	50-100 Lb	6
TS3080ARA60	6'	30-80 Lb	7
TS5010ARA60	6'	50-100 Lb	7

Senator® / Special Senator®

Borrowed from a legendary Penn namesake, Penn Senator® rods were designed to be as durable and rugged as the reels they were intended to match. Keeping in line with the versatility of the Penn Senator® reel, four families of rods were needed to fully complement the various uses and fishing applications of the Penn Senator®.

Senator® Rods

Utilizing chromed “in-between” guides and AFTCO® Roller Stripper and Tiptop, in place of full AFTCO® rollers, Senator® rods are an economical version of the Special Senator® rod. With identical actions, blanks, reel seats, and Slick Butts, the Penn Senator® rod is a great choice when full rollers are not required.

- Slick Butt
- Aluminum Reel Seat-
- EVA Grip
- 1 Piece Glass Tubular w/solid Tip Blank
- Aluminum Gimbal



Special Senator® Rods

Featuring Penn glass and integrated solid tips for maximum durability, Penn Special Senator® rods feature full AFTCO® rollers, aluminum reel seats, and Penn’s Slick Butt®. Special Senator® rods are a functional trolling rod, capable of exerting heavy pressure and fish-raising power. With four rods in the Senator® rod family, there is an action to match perfectly with any of the Senator® and Special Senator® reels from the 112H to the 115L size.

SENATOR® RODS				
Model Number	Length	Line Weight	Type of Guides	Guides + Tip
3135RS	6’6”	20-40 Lb	Aftco Roller Chrome Ring	5
3145RS	6’6”	30-50 Lb	Aftco Roller Chrome Ring	5
3165RS	6’6”	40-60 Lb	Aftco Roller Chrome Ring	5
3195RS	6’6”	60-80 Lb	Aftco Roller Chrome Ring	5

SPECIAL SENATOR® RODS				
Model Number	Length	Line Weight	Grip	Guides + Tip
3135ARS	6’6”	20-40 Lb	EVA	5
3145ARS	6’6”	30-50 Lb	EVA	5
3165ARS	6’6”	40-60 Lb	EVA	5
3195ARS	6’6’	50-80 Lb	EVA	5



Senator Wireline / Charter Boat

Senator® Charter Boat Rods

Charter fishing is some of the most demanding fishing known to tackle. From inexperienced and first-time anglers banging rods into gunnels, towards, and rocket launchers, and just about any other structure found on or near a boat, charter fishing requires a rod that is capable of handling abuse. Penn Senator® Charter Boat rods feature solid glass blanks for the ultimate in durability and “Foul Proof” guides that are able to be bent back into shape after they are slammed into the gunnel.

- Graphite Gimbal
- 1 Piece
- 6 Guides+Tip
- EVA Grip
- Fuji DPSH Reel Seat
- Rod Butt-Slick Butt

There are two new rods in this series, one featuring an AFTCO® Roller Tiptop, the other a standard chromed tiptop. Other than that, these rods are identical; same blanks, grip material, reel seats, and Slick Butt.

Senator® Wireline Rods

Intended to match up with the 113HSP for wireline trolling, Penn Senator® Wireline rods feature Fuji’s Silicone Nitride Guides, which are “wire-safe”. Taking advantage of the durability of the integrated Solid Tip and Penn Glass Blank, Penn Wireline rods were designed fro pulling umbrella rigs, tube lures, and the occasional bunker spoon. As these rods were intended fro hardcore trolling duties with wire, Senator® Wireline rods feature aluminum reel seats and Penn Slick Butts.

- EVA Grip
- 1 Piece, Tubular w/Solid Tip Blank
- Glass, Blank with 6 Guides+Tip
- Gimbal-Aluminum

SENATOR® WIRELINE RODS				
Model Number	Length	Line Weight	Type of Guides	Gimbal
3130NTWL	6’6”	20-40 Lb	Fuji Silicone Nitride	Aluminum
3140NTWL	7’	30-50 Lb	Fuji Silicone Nitride	Aluminum

SENATOR® CHARTER BOAT RODS			
Model Number	Length	Line Weight	Type of Guides
NEW CBS3060C60	6’	30-60 Lb	Foul Proof
NEW CBS3060CR60	6’	30-60 Lb	Aftco Roller Foul Proof
CBS3060C66	6’6”	30-60 Lb	Foul Proof
CBS3060CR66	6’6”	30-60 Lb	Aftco Roller Foul Proof
NEW CBS5080C80	8’	50-80 Lb	Foul Proof
NEW CBS5080CR80	8’	50-80 Lb	Aftco Roller Foul Proof

Mariner® Stand Up

Penn Mariner® Standup rods feature a machined aluminum reel seat, Slick Butt®, heavy-duty, braced ceramic guides (commonly referred to as turbo guides), and a tough aluminum gimbal, in addition to the lightweight, solid-glass black blank. Penn Mariner® Standup rods are tough, dependable and good looking.

MARINER® STANDUP RODS						
Model Number	Length	Line Weight	Grip	Type of Guides	Guides + Tip	Pieces
520CLST	5' 6"	12-30 Lb	EVA	AX Turbo	6	1
530CMST	5' 6"	20-50 Lb	EVA	AX Turbo	6	1
560CHST	5' 6"	30-80 Lb	EVA	AX Turbo	6	1
580CHST	5' 6"	50-100 Lb	EVA	AX Turbo	6	1
630CMST	6'	20-50 Lb	EVA	AX Turbo	7	1
660CHST	6'	30-80 Lb	EVA	AX Turbo	7	1
6306CMST	6' 6"	20-50 Lb	EVA	AX Turbo	7	1
730CMST	7'	20-50 Lb	EVA	AX Turbo	8	1

Mariner® Boat

Mariner® Boat rods cover all of your inshore fishing needs, from back-bay fishing with light spinning gear, to bottom fishing with conventional boat rods, to some serious bottom fishing for monster halibut with the AFTCO® Roller Tip-Topped rod (model MB3080C56). Penn Mariner® Boat and Spinning rods feature foam front and rear grips for comfort and durability, ceramic inserted guides, and hooded reel seats.

Constructed from solid glass blanks for durability, the Penn Mariner® is unlike typical solid-glass rods, with tapers comparable to more expensive tubular blanks. Weight is minimal when compared to other solid-glass rods, courtesy of some clever engineering from our rod designers, using the latest glass composite materials and construction techniques.

- EVA Grip
- EVA Rod Butt
- 1 Piece



MARINER® BOAT RODS							
Model Number	Length	Line Weight	Reel Seat	Type of Guides	Guides + Tip	Gimbal	
MB1025C56	5' 6"	10-25 Lb	Graphite	AX Conv	4	NA	
MB3080C56	5' 6"	30-80 Lb	Aluminum	AFTCO Roller/AX Conv	6	Aluminum	
MB1530C60	6'	15-30 Lb	Graphite	AX Conv	5	NA	
MB1530C66	6' 6"	15-30 Lb	Graphite	AX Conv	5	NA	
MB2050C66	6' 6"	20-50 Lb	Graphite	AX Conv	5	NA	
MB1530C70	7'	15-30 Lb	Graphite	AX Conv	6	NA	
MB1025S56	5' 6"	10-25 Lb	Graphite	AX Spinning	4	NA	
MB1530S60	6'	15-30 Lb	Graphite	AX Spinning	5	NA	
MB2050S66	6' 6"	20-50 Lb	Graphite	AX Spinning	5	NA	
MB1530S70	7'	15-30 Lb	Graphite	AX Spinning	5	NA	



Slammer®

The Penn Slammer® rods feature a charcoal colored, lightweight, but powerful glass blank. Anglers will notice immediately a more user-friendly, faster tapered blank that provides for improved leverage, fish-fighting power, as well as a much better feel. Both the heavier action boat and spinning rods feature comfortable EVA foam grips, while the lighter action spinning rods feature quality-graded cork for maximum angler feel and comfort on the lighter actioned rods. Two cosmetic schemes were developed; one for spinning, one for conventional. Spinning rods feature red and gold-checked threadwork to complement the Penn Spinfisher® and Slammer® reel series, while the conventional rods feature silver and black-checked threadwork to match perfectly with the GTi and GTO Series of Penn conventional reels.

- Graphite Reel Seat
- Composite Blank Material
- 1 Piece

SLAMMER® RODS								
Model Number	Length	Line Weight	Rod Butt	Grip	Type of Guides	Guides + Tip	Blank Construction	Gimbal
SL1230C70	7'	12-30 lb	EVA	EVA	AX Conv	9	Tubular with Solid Tip	Graphite
SL1740C70CR	7'	17-40 lb	EVA	EVA	Chrome Ring	9	Tubular with Solid Tip	Graphite
SL1540C60	6'	15-40 lb	EVA	EVA	AX Conv	5	Tubular	Graphite
SL2050C66	6' 6"	20-50 lb	EVA	EVA	AX Conv	6	Tubular	Graphite
SL3080C66	6' 6"	30-80 lb	EVA	EVA	AX Turbo	6	Tubular	Graphite
SL3060C70	7'	30-60 lb	EVA	EVA	AX Conv	7	Tubular	Graphite
SL2050CR66	6' 6"	20-50 lb	EVA	EVA	Stuart Roller Chrome Ring	5	Tubular	Graphite
SL3080CR66	6' 6"	30-80 lb	EVA	EVA	Stuart Roller Chrome Ring	5	Tubular	Graphite
SL1020S60	6'	10-20 lb	EVA	EVA	AX Spinning	5	Tubular	NA
SL410S66	6' 6"	4-10 lb	Cork	Cork	AX Spinning	6	Tubular	NA
SL612S66	6' 6"	6-12 lb	Cork	Cork	AX Spinning	6	Tubular	NA
SL612S70	7'	6-12 lb	Cork	Cork	AX Spinning	7	Tubular	NA
SL817S70	7'	8-17 lb	Cork	Cork	AX Spinning	7	Tubular	NA
SL1220S70	7'	12-20 lb	Cork	EVA	AX Spinning	6	Tubular	NA
SL1220S70F	7'	12-20 lb	EVA	EVA	AX Spinning	6	Tubular	NA
SL1530S70F	7'	15-30 lb	EVA	EVA	AX Spinning	7	Tubular	Graphite

Power Stick®

With tapers designed for saltwater anglers and fisheries everywhere, Penn Power Stick® rods are one of the most popular and recognizable fishing rods anywhere. Penn Power Stick® tapers, with Integrated Solid Tip (IST) construction, offer soft, fast tips perfect for pitching and casting live baits or lures, while the stout mid- and butt-section of the rods allow the angler to work larger fish and heavier weights for bottom fishing. From light action rods to a true “cod rod” for deepwater fishing, Penn Power Stick® rods are a perfect choice for your fishing needs.

- Graphite Reel Seat
- EVA Grip
- 1 Piece Glass Tubular Blank w/ Solid Tip

POWER STICK® RODS						
Model Number	Length	Line Weight	Rod Butt	Type of Guides	Guides + Tip	Gimbal
PC6661MH	6’6”	15-40 Lb	EVA	Chrome Ring	8	N/A
P1230C66T	6’6”	12-30 Lb	EVA	AX Turbo	7	Graphite
P1540C66T	6’6”	15-40 Lb	EVA	AX Turbo	7	Graphite
PC6701L	7’	12-25 Lb	EVA	Chrome Ring	9	N/A
PC6711ML	7’	15-30 Lb	EVA	Chrome Ring	9	N/A
PC6721M	7’	17-40 Lb	EVA	Chrome Ring	9	N/A
PC3661MH	6’6”	20-50 Lb	EVA	AX Conv	7	N/A
PC3723	7’	15-40 Lb	EVA	AX Conv	8	Graphite
P1220C66	6’6”	12-20 Lb	EVA	AX Conv	8	Graphite
PC3866	6’6”	15-40 Lb	EVA	AX Conv	8	Graphite
PC3801	7’	12-25 Lb	EVA	AX Conv	9	Graphite
PC3807	7’	12-30 Lb	EVA	AX Conv	9	Graphite
P4080C76T	7’6”	40-80 Lb	EVA	AX Turbo	7	Alum
PC3811	7’	12-30 Lb	EVA	AX Conv	9	Graphite
PC3821	7’	15-40 Lb	EVA	AX Conv	9	Graphite
P1740S70SB	7’	17-40 Lb	Slick Butt	Conv	8	Graphite
P2050C66WL	6’6”	20-50 Lb	Slick Butt	Carbide	5	Graphite
PD3880	8’	10-20 Lb	EVA	AX Conv	10	Graphite
PD3886	8’6”	8-17 Lb	EVA	AX Conv	9	Graphite
P1020GL86	8’6”	10-20 Lb	EVA	AX Conv	9	Graphite
P1225D90	9’	12-25 Lb	EVA	AX Conv	11	Graphite
P1220S60	6’	12-20 Lb	EVA	AX Spinning	5	N/A
PS4811	7’	12-30 Lb	EVA	AX Spinning	8	Graphite
PS4821	7’	15-30 Lb	EVA	AX Spinning	8	Graphite



Power Stick® Surf

Power Stick® Surf rods feature high-modulus graphite blanks for increased casting distances, lightweight blanks, and fish-fighting power. Combined with friction reducing aluminum-oxide guides, Penn Power Stick® Surf rods are great casting machines. As with more technical-style surf rods, cork tape grips are featured.

While techniques and styles vary from one beach to another, one thing is constant in surf fishing – Penn. Penn Power Stick® Surf rods were designed to fish the harsh conditions of the surf, regardless of your fishing style. For throwing lures and metal for stripers and bluefish, there is the PSS12120S80, an ideal rod for matching to a 450SSg or 550SSg. Looking to throw some clam and worm rigs? The PSS1220S90 matched with the 550SSg or the 650SSm is a perfect marriage. And for the cut-bait slinging crowd, the PSS1530S in 10’ or 11’ or the PSS2040S12 matched to either the 750SSm or the 850SSM is as ideal a surf combo as you can find.

- Cork Tape Rod Butt
- Graphite Reel Seat
- Cork Tape Grip
- AX Spinning Guides
- Graphite Tubular Blank



POWERSTICK® SURF RODS					
Model Number	Length	Line Weight	Lure Weight	Guides + Tip	Pieces
PSS1220S80	8’	12-20 Lb	1/4 to 2 oz	5	2
PSS1220S90	9’	12-20 Lb	1 to 5 oz	5	2
PSS1530S10	10’	15-30 Lb	1 to 5 oz	5	2
PSS1530S11	11’	15-30 Lb	3 to 6 oz	6	2
PSS2040S12	12’	20-40 Lb	4 to 8 oz	7	2

Spinfisher® Surf

Spinfisher® Surf rods feature high-modulus graphite blanks and comfortable EVA grips. A true classic, Spinfisher® Surf rods are an incredible value and performance-oriented fishing rod rolled into one. The six rod models in this series lend themselves to a variety of fishing applications, and regardless of whether you are throwing soft plastics, hard plastics, worms and clam, or cut-bait there is a Spinfisher® Surf rod for your fishing needs.

- EVA Grip
- EVA Rod Butt
- Hooded Reel Seat
- AX Spinning Guides
- Graphite, Tubular Blank



SPINFISHER® SURF RODS						
Model Number	Length	Line Weight	Lure Weight	Guides + Tip	Pieces	
SBG9807	7'	12-20 Lb	1/4 to 2 oz	5	1	
SBG9808	8'	12-20 Lb	1/4 to 2 oz	5	2	
SBG9809	9'	12-20 Lb	1 to 5 oz	5	2	
SBG9810	10'	15-30 Lb	1 to 5 oz	5	2	
SBG9811MH	11'	15-30 Lb	3 to 6 oz	6	2	
SBG9812H	12'	20-40 Lb	4 to 8 oz	7	2	



Pursuit®

Penn Pursuit® rods were designed for recreational anglers fishing light tackle in either saltwater or freshwater. Rod actions and tapers are forgiving, yet remain powerful enough to land large trophy-sized fish, due to Penn’s composite graphite blank. Pursuit® rods were built at a more economical price point than other Penn rods, but with higher quality standards than the competition. Penn Pursuit® rods will become a favorite of fishermen, with quality and performance wrapped into one economical package. Pursuit® rods feature graphite reel seats and aluminum-oxide guides for durability, reduced line wear, and can even be fished with super-braided lines.

This series of rods was designed to complement the already popular Penn Silverado® spinning reel, and based on the perfectly matched cosmetics, they are a fine looking Penn rod and reel combination.

- Graphite Reel Seat
- AX Spinning or AX Conv Guides
- Composite, Tubular Blank

PURSUIT® RODS									
Model Number	Length	Line Weight	Lure Weight	Rod Butt	Grip	Guides + Tip	Pieces	Gimbal	
PP48S602	6'	4-8 Lb	1/16 to 1/4 oz	Cork	Cork	6	2	N/A	
PP612S60	6'	6-12 Lb	1/4 to 5/8 oz	Cork	Cork	5	1	N/A	
PP612S662	6'6"	6-12 Lb	1/4 to 5/8 oz	Cork	Cork	6	2	N/A	
PP817S70	7'	8-17 Lb	1/4 to 3/4 oz	Cork	Cork	7	1	N/A	
PP817S702	7'	8-17 Lb	1/4 to 3/4 oz	Cork	Cork	7	2	N/A	
PP612S66	6'6"	6-12 Lb	1/4 to 5/8 oz	Cork	Cork	6	1	N/A	
PP612S70	7'	6-12 Lb	1/4 to 5/8 oz	Cork	Cork	7	1	N/A	
PP1525S70F	7'	15-25 Lb	3/4 to 3 oz	EVA	EVA	8	1	Graphite	
PP1020C70	7'	10-20 Lb	3/8 to 1 oz	Cork	Cork	8	1	N/A	
PP1525C70	7'	15-25 Lb	3/4 to 1 1/2 oz	Cork	Cork	8	1	N/A	

Pursuit® Surf

Pursuit® rods were built at a more economical price point than other Penn rods, but with higher quality standards than the competition. Penn Pursuit® rods will become a favorite of fishermen, with quality and performance wrapped into one economical package.

- EVA Rod Butt and Grip
- Graphite Reel Seat
- AX Spinning Guides
- Composite, Tubular Blank



Penn’s Purchasing Agent, and founder of Penn’s own Surf Rat Club, demonstrating an overhand cast along the beachfront of New Jersey. An accomplished surf angler in his own right, he can be found prowling the shorelines of southern New Jersey. We not only have to thank his wife for braving the early morning to snap this photo, but also for being so understanding of his tackle purchasing habits. This man owns more Penn surf rods than most respectable tackle shops.

PURSUIT® SURF RODS					
Model Number	Length	Line Weight	Lure Weight	Guides + Tip	Pieces
PRS1220S70	7’	12-20 Lb	1/4 to 2 oz	5	2
PRS1220S80	8’	12-20 Lb	3/4 to 3 oz	5	2
PRS1225S90	9’	12-25 Lb	1 to 4 oz	6	2
PRS1530S10	10’	15-30 Lb	2 to 6 oz	6	2
PRS1530S11	11’	15-30 Lb	2 to 6 oz	6	2
PRS2040S12	12’	20-40 Lb	3 to 8 oz	6	2



Penn Combos



Selecting the proper rod and reel combination is often a daunting task. With so many rods and reels to choose from, Anglers are often frustrated and confused when faced with pairing together their next rod and reel. Penn Fishing Tackle prides itself on building the finest quality rods and reels, and we take the same approach when pairing our factory matched rod and reel combinations. Unlike other companies that use “cheater” rods, Penn utilizes our existing in-line rods to offer you, the consumer, a quality constructed rod paired to the finest constructed reels on the planet. When you pick up a Penn Factory matched Combo, rest assured that you are buying the best product for the money.


Combo Contents

Senator® Combos	74
GT Combos	74
GTO Combos	74
Jigmaster® Combos	75
Level Wind Combos	75
Sea Boy® Combos	75
Spinfisher® Combos	76
Captiva Combos	76
Silverado Combos	77
Sargus Combos	77

Senator® Combos

Durable, capable, and still holding claim to a ton of world records, the Penn Senator® is an icon in saltwater fishing, and for good reason; they are durable, reliable, and capable. When matched to the Penn Slammer® Rods for a factory-matched combo, you are Assured of a balanced combo, created for fishing a variety of species. From trolling for bluefish to bottom fishing for Grouper, Penn Senator® Combos are an excellent choice.


	Model	Reel	Line Capacity	Rod	Length	Weight
	91330	113H	475yd/30lb	SL2050C66	6' 6"	20-50 LB
	91313	113H	475yd/30lb	SL2050CR66	6' 6"	20-50 LB
	91332	113H	475yd/30lb	SL2050C66T	6' 6"	20-50 LB
	91464	114H	475yd/50lb	SL3080C66	6' 6"	30-80 LB
	91414	114H	475yd/50lb	SL3080CR66	6' 6"	30-80 LB
	91350	113H	475yd/30lb	SL2050SU60	6'	20-50 LB
	91480	114H	475yd/50lb	SL3080SU60	6'	30-80 LB
NEW	91166	115L	675yd/50lb	SL3080CR66	6' 6"	30-80 LB



GT® Combos

Durable, capable, and still holding claim to a ton of world records, the Penn Senator® is an icon in saltwater fishing, and for good reason; they are durable, reliable, and capable. When matched to the Penn Slammer® Rods for a factory-matched combo, you are Assured of a balanced combo, created for fishing a variety of species. From trolling for bluefish to bottom fishing for Grouper, Penn Senator® Combos are an excellent choice.


	Model	Reel	Line Capacity	Rod	Length	Weight
	93230	320GT2	320yd/20lb	SL2050C66	6' 6"	20-40 LB
	93288	320GT2	320yd/20lb	P1020GL86	8' 6"	10-20 LB
	93212	320GT2	320yd/20lb	SL1230C70	7'	12-30 LB
	93363	330LD	325yd/30lb	SL3080C66	6' 6"	30-80 LB
	93330	330GT2	350yd/30lb	SL2050C66	6' 6"	20-50 LB
	93350	330GT2	350yd/30lb	SL2050CR66	6' 6"	20-50 LB
	93331	330GT2	350yd/30lb	SL3080C66	6' 6"	30-80 LB



GTO Combos

The Penn 545GS is a capable reel and is a favorite of anglers on both coasts. Whether fishing for king mackerel on the east and Gulf Coast, or Albacore on the West Coast, the 545GS paired with the Slammer® SL1230C70 is an ideal choice. Factory-matched for balance and performance.


	Model	Reel	Line Capacity	Rod	Length	Weight
	92207	220GTO	320yd/20lb	SL1230C70	7'	12-30 LB
	92206	220GTO	320yd/20lb	SL2050C66	6' 6"	20-50 LB
	92208	220GTO	320yd/20lb	P1020GL86	8' 6"	10-20 LB
	92209	220GTO	320yd/20lb	SL1540C60	6'	15-40 LB
	92366	230GTO	320yd/30lb	SL2050C66	6' 6"	20-50 LB
	92360	230GTO	320yd/30lb	SL1540C60	6'	15-40 LB



Jigmaster® Combos

Penn Jigmaster® reels are a popular reel for west coast albacore fishing and east Coast King Mackerel fishing. The Jigmaster® was one of the first casting reels from Penn, and due to its popularity and performance is still going strong. Matched to the Penn Slammer, the Jigmaster® combo is a perfectly matched combo.


	Model	Reel	Line Capacity	Rod	Length	Weight
	95012	500L	320yd/20lb	SL1230C70	7'	12-30 LB
	95011	500L	320yd/20lb	SL1740C70CR	7'	17-40 LB



Level Wind Combos

Some of the original designs from Penn are still popular choices for inshore and bottom fishing due to their reliabilty and durability. Penn Level Wind and Sea Boy® combos are matched to various Penn Rods such as the Slammer®, Mariner® Boat, and the Power Stick® for various fishing applications. Penn Level Wind and Sea Boy® Combos have been there, seen that, and remain as reliable and durable as ever.


	Model	Reel	Line Capacity	Rod	Length	Weight
	90960	209M	320yd/20lb	MB1530C60	6'	15-30 LB
	90987	209M	320yd/20lb	P1020GL86	8' 6"	10-30 LB
	93930	309M	350yd/30lb	MB2050C66	6' 6"	20-50 LB



Seaboy® Combos

Some of the original designs from Penn are still popular choices for inshore and bottom fishing due to their reliabilty and durability. Penn Level Wind and Sea Boy® combos are matched to various Penn Rods such as the Slammer®, Mariner® Boat, and the Power Stick® for various fishing applications. Penn Level Wind and Sea Boy® Combos have been there, seen that, and remain as reliable and durable as ever.

	Model	Reel	Line Capacity	Rod	Length	Weight
	91860	185	400yd/20lb	3360SB	6'	20 LB
	91966	190	350yd/30lb	3366SB	6' 6"	30 LB



Spinfisher® Combos

Penn Spinfisher® Reels matched to Penn Slammer Rods are balanced, both in terms of weight and cosmetics. Spinfisher® Combos are a favorite rod and reel choice for anglers in all reaches and locations due to their performance, reliability, and balance. Whether fishing light tackle or fresh water, or the open blue water, Spinfisher® combos are a perfect choice.

Model	Reel	Line Capacity	Rod	Length	Weight
94486	440SSg	200yd/10lb	SL612S66	6' 6"	6-12 LB
94487	440SSg	200yd/10lb	SL612S70	7'	6-12 LB
94560	450SSg	250yd/10lb	SL1020S60	6'	10-20 LB
94587	450SSg	250yd/10lb	SL817S70	7'	8-17 LB
95587	550SSg	275yd/12lb	SL817S70	7'	8-17 LB
95517	550SSg	275yd/12lb	SL1020S70F	7'	10-20 LB
NEW 95580	550SSg	275yd/12lb	SBG9808	8'	12-20 LB
96517	650SSm	250yd/15lb	SL1220S70F	7'	12-20 LB
97517	750SSm	250yd/20lb	SL1530S70F	7'	15-30 LB
NEW 96509	650SSm	250yd/15lb	SBG9809	9'	12-20 LB
98517	850SSm	250yd/25lb	SL1530S70F	7'	15-30 LB
NEW 97510	750SSm	250yd/20lb	SBG9810	10'	15-30 LB



Captiva® Combos

The Penn Captiva combo has quickly become one of the most popular premounted rod and reel combos offered by Penn. Maybe it is the eleven ball bearings or the smooth gearing. But no matter what it is, the Captiva® Combo is a popular choice for everything from freshwater ultralight fishing to surf fishing, with a Captiva Combo to fit the bill.

Model	Reel	Line Capacity	Rod	Length	Weight
99266	CV2000	220yd/6lb	CV662L	6' 6"	8 LB
99466	CV4000	200yd/10lb	CV662MH	6' 6"	10 LB
99470	CV4000	200yd/10lb	CV701MH	7'	10 LB
95086	CV5000	200yd/12lb	CV862MH	8'6"	10 LB
NEW 99570	CV5000	200yd/12lb	CV702MH	7'	12 LB
99670	CV6000	225yd/16lb	CV701H	7'	16 LB
99690	CV6000	225yd/16lb	CV902MH	9'	16 LB
98071	CV8000	275yd/20lb	CV701H	7'	16 LB
NEW 99810	CV8000	275yd/20lb	CV102H	10'	16 LB



Silverado® Combos

Penn Silverado reels were matched to the Penn Pursuit™ for a great looking and feeling combo. With silky smooth gears and drags, these combos are a great value. The smaller sized Silverados are paired with Penn's Pursuit Inshore Rods, making an incredible combo for inshore and heavy freshwater fishing. The two larger sized combos pair the larger Silverado reels with Penn Pursuit Surf Rods, and are a great combo for weekend anglers.

Model	Reel	Line Capacity	Rod	Length	Weight
98266	SV2000	220yd/6lb	PP612S662	6' 6"	6-12 LB
98460	SV4000	200yd/10lb	SL1020S60	6'	10-20 LB
98473	SV4000	200yd/10lb	PP612S70	7'	6-12 LB
98570	SV5000	200yd/12lb	PP817S70	7'	8-17 LB
98670	SV6000	225yd/16lb	SL1020S70F	7'	10-20 LB
98681	SV6000	225yd/16lb	PRS1220S80	8'	12-20 LB
98870	SV8000	275yd/20lb	SL1530S70F	7'	15-30 LB
98880	SV8000	275yd/20lb	PRS1225S90	9'	12 -25 LB
NEW 98010	SV8000	275yd/20lb	PRS1530S10	10'	15 -30 LB
NEW 98012	SV8000	275yd/20lb	PRS2040S12	12'	20 -40 LB



Sargus® Combos

Penn Sargus reels were matched to the Penn Slammer™ rods for a great looking and feeling combo. With silky smooth gears and drags, these combos are a great value.



Model	Reel	Line Capacity	Rod	Length	Weight
NEW 92066	SG2000	115yd/6lb	SL612S66	6' 6"	6-12 LB
NEW 93067	SG3000	145yd/8lb	SL612S70	7'	6-12 LB
NEW 94072	SG4000	195yd/10lb	SL817S702	7'	8-17 LB
NEW 94070	SG4000	195yd/10lb	SL817S70	7'	8-17 LB
NEW 95072	SG5000	220yd/14lb	SL1020S70F	7'	10-20 LB
NEW 94073	SG6000	230yd/17lb	SL1220S70F	7'	12-20 LB



Penn Fishing Line

Penn line offers the dedicated angler a wide choice of premium fishing lines with each line formulated to enhance the performance of Penn Rods and Penn Reels. Each formula offers balanced properties including breaking strengths that match the label ratings, superior knot strength, controlled elongation and abrasion resistance. There’s a Penn line appropriate for every fishery and every dedicated Penn angler including New Penn Red that captures the benefits of Red fishing line in our most durable product.

Penn Premium Fishing Line and Leader

- All-Around General Purpose Line
- High Tensile and Knot Strength
- Abrasion Resistant



PENN PREMIUM FISHING LINE
1/4 LB. SPOOLS

CLEAR	ITEM NUMBER	Lb Test	DIA. INCH	YDS
	PPM10CLOLB	10	0.012	1,495
	PPM12CLOLB	12	0.014	1,100
	PPM15CLOLB	15	0.016	840
	PPM20CLOLB	20	0.018	670
	PPM25CLOLB	25	0.020	535
	PPM30CLOLB	30	0.022	450
	PPM40CLOLB	40	0.024	370
	PPM50CLOLB	50	0.028	270
	PPM60CLOLB	60	0.032	200
	PPM80CLQLB	80	0.035	160
PINK	PPM12PKQLB	12	0.014	1,100
	PPM15PKQLB	15	0.016	840
	PPM20PKQLB	20	0.018	670
	PPM25PKQLB	25	0.020	535
	PPM30PKQLB	30	0.022	450
	PPM40PKQLB	40	0.024	370
	PPM50PKQLB	50	0.028	270
	PPM60PKQLB	60	0.032	200
	PPM80PKQLB	80	0.035	160

PENN® PREMIUM FISHING LINE
2.2 LB. (1 KILO) SPOOLS

CLEAR	ITEM NUMBER	Lb Test	DIA. INCH	YDS
	PPM20CLOGK	20	0.018	5,800
	PPM25CLOGK	25	0.020	4,720
	PPM30CLOGK	30	0.022	3,900
	PPM40CLOGK	40	0.024	3,270
	PPM50CLOGK	50	0.028	2,400
	PPM60CLOGK	60	0.032	1,820
	PPM80CLOGK	80	0.035	1,450
	PPM100CLOGK	100	0.039	1,200
PINK	PPM50PKOKG	50	0.028	2,400
	PPM60PKOKG	60	0.032	1,820

PENN PREMIUM LEADER - SPOOL	CLEAR	ITEM NUMBER	Lb Test	DIA. INCH	YDS
		PPL30CLOY	30	0.020	100
		PPL40CLOY	40	0.022	100
		PPL50CLOY	50	0.024	100
		PPL60CLOY	60	0.028	100
		PPL80CLOY	80	0.032	100
		PPL100CLOY	100	0.035	100
		PPL130CLOY	130	0.039	100
		PPL150CLOY	150	0.047	100
		PPL200CLOY	200	0.055	100
		PPL250CLOY	250	0.059	100
		PPL300CLOY	300	0.063	100

Penn Red Line

New Penn Red becomes virtually invisible in as little as three feet of water. All water filters out Ultra Violet Rays and as U V Rays are eliminated colors begin to disappear. Red is the first of all colors to completely become invisible with the elimination of U V Rays, a fact known for more than 200 years. Penn Red combines invisibility with a unique co-polymer formula that eliminates damage caused by exposure to sun-light and superior abrasion resistance making Penn Red the most durable and effective fishing line available.



PENN RED QUARTER POUND SPOOLS

ITEM NUMBER	Lb Test	DIA. INCH	YDS
PRED8Q	8	0.011	1,600
PRED10Q	10	0.012	1,450
PRED12Q	12	0.013	1,150
PRED15Q	15	0.015	950
PRED20Q	20	0.018	650
PRED25Q	25	0.021	575
PRED30Q	30	0.023	450
PRED40Q	40	0.025	375
PRED50Q	50	0.030	275

PENN RED TWO POUND SPOOLS

ITEM NUMBER	Lb Test	DIA. INCH	YDS
PRED12T	12	0.013	8,600
PRED15T	15	0.015	6,400
PRED20T	20	0.018	5,000
PRED25T	25	0.021	4,000
PRED30T	30	0.023	3,000
PRED40T	40	0.025	2,800
PRED50T	50	0.030	2,000
PRED60T	60	0.033	1,600
PRED80T	80	0.039	1,200

Penn Professional Fluorocarbon Leader

- 100% Virgin Fluorocarbon
- Refractive Index similar to Saltwater (It Disappears)
- Excellent Abrasion Resistance
- Incredible Knot and Tensile Strength
- Available at Authorized Penn Gold Label Dealers.



PENN PRO FLUOROCARBON LEADER - SPOOLS

CLEAR	ITEM NUMBER	Lb Test	DIA. INCH	YDS
	PRF10CLTFS	10	0.012	25
	PRF12CLTFS	12	0.013	25
	PRF15CLTFS	15	0.015	25
	PRF20CLTFS	20	0.017	25
	PRF25CLTFS	25	0.019	25
	PRF30CLTFS	30	0.020	25
	PRF40CLTFS	40	0.024	25
	PRF50CLTFS	50	0.028	25
	PRF60CLTFS	60	0.031	25
	PRF80CLTFS	80	0.036	25
	PRF100CLTFS	100	0.042	25

PENN PRO FLUOROCARBON LEADER - BAG

CLEAR	ITEM NUMBER	Lb Test	DIA. INCH	YDS
	PRF150CLTFB	150	0.046	25
	PRF200CLTFB	200	0.055	25
	PRF250CLTFB	250	0.063	25
	PRF300CLTFB	300	0.080	25

Penn Professional Fishing Line and Leader

- Good Abrasion Resistance
- Superior Controlled Stretch
- Incredible Knot and Tensile Strength
- Ideal for Big Game Fishing
- Supple for Finesse Fishing
- Low Memory makes for an Ideal Casting Line
- Available at Authorized Penn Gold Label Dealers.



PENN PRO FISHING LINE
1/4 LB. SPOOLS
CLEAR

ITEM NUMBER	Lb Test	DIA. INCH	YDS
PRO8CLQLB	8	0.011	1,680
PRO10CLQLB	10	0.012	1,495
PRO12CLQLB	12	0.014	1,100
PRO15CLQLB	15	0.016	840
PRO20CLQLB	20	0.018	670
PRO25CLQLB	25	0.020	535
PRO30CLQLB	30	0.022	450
PRO40CLQLB	40	0.024	370

OFFSHORE BLUE

PRO8OBQLB	8	0.011	1,680
PRO10OBQLB	10	0.012	1,495
PRO12OBQLB	12	0.014	1,100
PRO15OBQLB	15	0.016	840
PRO20OBQLB	20	0.018	670
PRO25OBQLB	25	0.020	535
PRO30OBQLB	30	0.022	450
PRO40OBQLB	40	0.024	370

FLUORESCENT YELLOW

PRO8FYQLB	8	0.011	1,680
PRO10FYQLB	10	0.012	1,495
PRO12FYQLB	12	0.014	1,100
PRO15FYQLB	15	0.016	840
PRO20FYQLB	20	0.018	670
PRO25FYQLB	25	0.020	535
PRO30FYQLB	30	0.022	450
PRO40FYQLB	40	0.024	370

PENN PRO FISHING LINE
1 LB. SPOOLS
CLEAR

ITEM NUMBER	Lb Test	DIA. INCH	YDS
PRO8CLOLB	8	0.011	6,800
PRO10CLOLB	10	0.012	5,900
PRO12CLOLB	12	0.014	4,400
PRO15CLOLB	15	0.016	3,370
PRO20CLOLB	20	0.018	2,670
PRO30CLOLB	30	0.022	1,785
PRO40CLOLB	40	0.024	1,485
PRO50CLOLB	50	0.028	1,095

OFFSHORE BLUE

PRO10OBOLB	10	0.012	5,900
PRO12OBOLB	12	0.014	4,400
PRO15OBOLB	15	0.016	3,370
PRO20OBOLB	20	0.018	2,670
PRO30OBOLB	30	0.022	1,785
PRO40OBOLB	40	0.024	1,485
PRO50OBOLB	50	0.028	1,095

FLUORESCENT YELLOW

PRO15FYOLB	15	0.016	3,370
PRO20FYOLB	20	0.018	2,670
PRO30FYOLB	30	0.022	1,785
PRO40FYOLB	40	0.024	1,485
PRO50FYOLB	50	0.028	1,095

PENN PRO FISHING LINE
2.2 LB. (1 KILO) SPOOLS
CLEAR

ITEM NUMBER	Lb Test	DIA. INCH	YDS
PRO20CLOKG	20	0.018	5,800
PRO30CLOKG	30	0.022	3,900
PRO40CLOKG	40	0.024	3,250
PRO50CLOKG	50	0.028	2,400
PRO60CLOKG	60	0.032	1,835
PRO80CLOKG	80	0.035	1,450

OFFSHORE BLUE

PRO20OBOKG	20	0.018	5,800
PRO30OBOKG	30	0.022	3,900
PRO40OBOKG	40	0.024	3,250
PRO50OBOKG	50	0.028	2,400
PRO60OBOKG	60	0.032	1,835
PRO80OBOKG	80	0.035	1,450

FLUORESCENT YELLOW

PRO20FYOKG	20	0.018	5,800
PRO30FYOKG	30	0.022	3,900
PRO40FYOKG	40	0.024	3,250
PRO50FYOKG	50	0.028	2,400
PRO60FYOKG	60	0.032	1,835
PRO80FYOKG	80	0.035	1,450

PENN PRO LEADER - SPOOL
CLEAR

ITEM NUMBER	Lb Test	DIA. INCH	YDS
PRL30CLOYB	30	0.020	100
PRL40CLOYB	40	0.022	100
PRL50CLOYB	50	0.024	100
PRL60CLOYB	60	0.028	100
PRL80CLOYB	80	0.032	100
PRL100CLOYB	100	0.035	100

PENN PRO LEADER - BAG
CLEAR

ITEM NUMBER	Lb Test	DIA. INCH	YDS
PRL100CLOYB	100	0.035	100
PRL130CLOYB	130	0.039	100
PRL150CLOYB	150	0.047	100
PRL200CLOYB	200	0.055	100

Penn Lube

Due to the harsh marine environment Penn Reels often find preventive maintenance a must. With our anglers in mind, Penn® Reel Lube was developed to assure optimum lubrication protection against corrosion and rust. Penn Lube products ensure smoother operation, providing superior lubricity resulting in drastically increased performance. Penn® Lube products are the only lube used and recommended by Penn. We tested everything under the sun, and frankly, this was the finest, best performing lube available. It is the only Lube used in Penn Reels, and should be yours as well. For quality and performance, always ask for Penn® by name.



1lb Precision Reel Grease



4 Oz Synthetic Oil



2 Oz Synthetic Oil



2 Oz Precision Reel Grease Counter Display



Angler Pack



12 Oz Cleaner



4 Oz Cleaner Shown in a counter display

Parts Department

When fishing with Penn Reels, fish with confidence knowing that you are fishing with the most overbuilt and well constructed reels available. However, as with any piece of machinery, maintenance and wear is inevitable. Moving parts will eventually need to be replaced, bail springs will eventually wear, bearing caps may come loose and fall overboard, or drag caps may be spun off by your niece or nephew. Whatever the case may be, Penn parts are available through Penn Fishing Tackle, and our Dealer network.

Another great thing about fishing with Penn, is that no matter where in the world you fish, chances are Penn Parts are sold by a nearby tackle Dealer.



Repair Department

Whether in need of annual maintenance, or a complete overhaul, who better to service and repair your Penn Reels than a Professionaly trained Penn Reel Technician.

Penn Reel Technicians are fully trained, and have seen thousands of Penn Reels over the course of their lengthy tenures at Penn. They will have your tired reel working like new.

Factory Repair Service
Penn Fishing Tackle
3028 W. Hunting Park Ave.
Philadelphia, Pa 19132
(215) 229-9415 Ext.181



Warranty Centers

Name	Address	City	State	Zip Code	Phone
Mark’s Outdoor Sports	1400-B Montgomery Highway	Birmingham	AL	35216	(205) 822-2010
Tag’s Reel Repair	65525 Greentree Ave.	Ninilchick	AK	99639	(907) 567-3696
Taku Reel Repair	9150 Skywood Lane	Juneau	AK	99801	(907) 789-2448
Angler’s Choice	1910 Rosecrans St.	San Diego	CA	92106	(619) 223-2324
Angler’s Center	419 Old Newport Blvd.	Newport Beach	CA	92663	(949) 642-6662
Bob Sands Tackle	6743 Sepulveda Blvd	Van Nuys	CA	91411	(818) 994-1822
Fisherman’s Hardware	16942-D Gothard Street	Huntington Beach	CA	92647	(714) 841-6878
Fisherman’s Landing	2838 Garrison St.	San Diego	CA	92106	(619) 222-0391
Fisherman’s Warehouse	9035 Folsom Blvd	Sacramento	CA	95826	(916) 362-1200
I.W.E. Sports	4221 Northgate Blvd., Suite 4	Sacramento	CA	95834	(916) 646-3474
Sav On Tackle	9917 Orr & Day Rd.	Santa Fe Springs	CA	90670	(562) 864-2911
The Longfin	2730 East Chapman Ave	Orange	CA	92689	(714) 538-8010
Fisherman’s World	1 Liberty Square	E. Norwalk	CT	06855	(203) 866-1075
Hillyer’s Tackle Shop	374 Rope Ferry Road	Waterford	CT	06385	(860) 443-7615
J & B Tackle	25 Smith Avenue	Niantic	CT	06357	(860) 739-7419
River’s End Tackle	440 Boston Post Rd.	Old Saybrook	CT	06475	(860) 388-2283
Old Inlet Bait & Tackle	Box 129, HWY 1	Rehoboth Beach	DE	19971	(302) 227-7974
Anderson’s True Value	8750 Gladiolus Drive Unit 9B	Fort Myers	FL	33908	(239) 332-7400
Captain Harry’s	100 NE 11 St	Miami	FL	33132	(305) 374-4661
Dave’s Parts & Service	1500 US HWY 19	Holiday	FL	34691	(727) 942-8944
Economy Tackle	6018 S. Tamiami Trail	Sarasota	FL	34231	(941) 922-9671
Half-Hitch Tackle & Marine	2206 Thomas Drive	Panama City	FL	32408	(850) 234-2621
Kel’s Rod and Reel Service	430 East Semoran	Casselberry	FL	32707	(407) 834-3008
Lott Brothers Inc.	631 Northlake Blvd.	North Palm Beach	FL	33408	(561) 844-0244
Outcast Bait & Tackle	3520 Barrancas	Pennsacola	FL	32507	(850) 457-1450
Tackle Outlet	5418 SW Hwy 358	Steinhatchee	FL	32359	(352) 498-5424
The Fishin’ Shack	3514 S. Atlantic Ave.	Daytona Beach	FL	32118	(386) 788-2120
The Tackle Box	1901 Overseas Hwy	Marathon	FL	33050	(305) 289-0540
Thrifty Bait & Tackle	6300 Yukon St.	Jacksonville	FL	32244	(904) 783-0339
S. Tokunaga Store	26 Hoku St	Hilo - Hawaii	HI	96720	(808) 935-6965
Professional Sport Shop	920 Julia Street	New Orleans	LA	70113	(504) 522-3771
Bucko’s Parts & Tackle	191 Stafford Road	Fall River	MA	02721	(508) 674-7900
Fisherman’s Outfitter	239 Dyke Road	Marshfield	MA	02050	(781) 834-3750

United States continued

Name	Address	City	State	Zip Code	Phone
Red Top Sporting Goods	265 Main Street (Route 6)	Buzzards Bay	MD	02532	(508) 759-3371
Sportsman’s Outfitters	76 Padelford St.	Berkley	MD	02779	(508) 823-0442
Ake’s Marine, Inc.	12930 Sunset Avenue	Ocean City	MD	21842	(410) 213-0783
Luke’s Reel Repair	737 Alewife Road- P.O. box 36	Kennebunk	ME	04043	(207) 985-2492
Saco Bay Tackle Co	977 Portland Rd. Rte. 1	Saco	ME	04072	(207) 284-4453
Outdoor World Repair	2300 E. Turner, Suite M	Springfield	MO	65803	(417) 873-5274
Red Drum Tackle, Inc.	Highway 12	Buxton	NC	27920	(252) 995-5414
Blackwater Sports Center	2228 N. Delsea Dr.	Vineland	NJ	08360	(856) 691-1571
Fisherman’s Headquarters	280 West Ninth Street	Ship Bottom	NJ	08008	(609) 494-5739
Julian’s Bait Company	990 Route 36	Atlantic High-lands	NJ	07716	(732) 291-0050
Smuggler’s Cove	370 83rd Street	Stone Harbor	NJ	08247	(609) 368-1700
Augie’s Custom Tackle	450 Fire Island Avenue	Babylon	NY	11702	(631) 669-9837
Sea Isle Custom Rod Build-ers	495 Guy Lombardo Avenue	Freeport	NY	11520	(516) 868-8855
Ollie Damon’s	236 SE Grand Ave.	Portland	OR	97214	(503) 232-3193
Snug Harbor Marina	410 Gooseberry Road	South Kingston	RI	02879	(401) 783-7766
Haddrell’s Point Tackle	885 Ben Sawyer Blvd.	Mt. Pleasant	SC	29464	(843) 881-3644
Fishing Tackle Unlimited	12800 Gulf Freeway	Houston	TX	77034	(281) 481-6838
Roy’s Bait & Tackle	7613 SPID	Corpus Christi	TX	78412	(361) 992-2960
Southwestern Parts	605 W. Mockingbird Lane	Dallas	TX	75247	(214) 630-8161
Princess Anne Dist. Co.	313 Virginia Beach Blvd.	Virginia Beach	VA	23451	(757) 428-1000
Queens Creek Co.	2066 Buckley Hall Rd.	Cobbs Creek	VA	23035	(804) 725-3889
John’s Sporting Goods	1913 Broadway	Everett	WA	98201	(425) 259-3056

Penn World Wide

Name	Address	City/Province	Zip Code	Phone	Country
Minerva’s	Apartado Postal 156	Cabo San Lucas	BCS	011 52 (624) 143-1282	Mexico
Mike’s Reel Repair	#108-31060 Peardonville Rd.	Abbotsford, B.C.	V2T 6K5	(888) 404-1119	Canada
Success Tackle	1555 Shawnigan Mill Bay Rd RR1	Shawnigan Lake, B.C.	V0R 2W0	(250) 743-3782	Canada
Eric’s Reel Shop	16 Osborne Ave.	Dartmouth, N.S.	B2W 1H8	(902) 463-8758	Canada
Aikman Sporting Goods	3010 Novar Rd.	Mississagua, Ontario	L5B 1S4	(905) 277-3595	Canada
Vernon d’Eon Lobster Plugs	35 High St.	Souris, PEI	C0A 2B0	(902) 687-4318	Canada
Les Mains Aggiles	206 boul. Labelle	Ste-Rose, Laval, PQ	H7L3A1	(514) 625-6963	Canada
PENN Fishing Tackle Europe	4 Cartside Ave. Inchin- nan Business Park	Renfrewshire	PA4 9RX	Tel: 44 141 814 6565 Fax: 44 141 814 6560	Scotland
Anglers’ Central Service Centre	2 / 7 Circuit Drive	Hendon, South Australia	05014	Tel: 61 8 8244 8790 Fax: 61 8 8345 1549	Australia
Thompson Walker Ltd.	PO Box 12806	Penrose, Auckland		Tel: 64 9 573 5007 Fax: 64 9 573 5006	New Zealand
Siow Chiang & Co. Pte. Ltd.	30 UBI Road 4	Singapore	408615	Tel: 65 743 36 28 Fax: 65 745 94 28	Singapore
Real Repairs	Shop 36, Cramerview Village Centra 277 Main Rd	Bryanston, Sandton	2191	Tel: (2711) 463-9844 Fax: (2711) 706-2978	South Africa

Pro Staff



George Poveromo,
Penn Pro Staff and Media Personality, catching his breath after boating a quality Big Eye Tuna. George Poveromo’s World of Saltwater Fishing is featured on ESPN2.

Ray Rosher
Better known for his sailfishing abilities and tournament victories, Ray is an accomplished and well versed angler. He is pictured here, reel in hand, with a Mako caught on a swordfish trip. Ray is a Penn Pro Staff, and if fishing in a tournament he is entered, save your money and stay out of the calcutta. Ray’s Charter opertion, the Miss Britt runs out of Coconut Grove, Miami.



Greg Bogdan
Captain Greg Bogdan I grew up in N.J. where he started fishing at the age of about 2 years old and spent his whole life on the water. Throughout the years he has fished on hundreds of different boats, and fished most of the tournaments on the east coast. His experience ranges from inshore and offshore species. Greg now runs one of the most sought after charter services in Florida. Greg has been instrumental in the testing of many of our new prototypes and reels.



Steve Carson,
Penn Fishing University Director and Penn Pro Staff, posing with a tuna caught off the coast of Mexico aboard one of boats from San Diego’s long range fleet. Steve is an accomplished angler and is credited with catching just about every species under the sun.

Dennis Braid,
of Braid Products and a Penn Pro Staffer, posing with a yellowfin caught on one of his long range trips off of Mexico. Dennis has been instrumental in field testing many of the Penn Products brought to market recently, and is one of the few anglers in the world to fish standup for giant bluefin.



Don Dingman,
Penn Pro Staff and Media Personality, fishes all over the South East and Florida teaching the younger crowd all about saltwater fishing. Don’s television Show, Hook the Future, is shown on the Sportsman Channel.

George Mitchell
Pnn Pro Staffer, George Mithcell, Runs his charter boat, the Snake Dance, out of southern Florida, chasing just about every speicies imaginable. Whether deep dropping for grouper, kite fishing for Sails, or running and Gunning for Dolphin, George fishes Penn Rods and Reels and has been a huge advocate of our fishing Line.



About the Cover: Mark Ray Game Fish Art



Mark has spent his life fishing and spent his childhood sketching and painting anything from superhero’s to the fish he would catch. After serving a four year enlistment in the U. S. Army, Mark became a Police Officer in Charlotte, North Carolina and continued on to serve with the PB county, Florida, sheriffs department for 12 years.

It was while Mark and his family lived in Palm Beach County that Mark started fishing the game fish rich waters off the coast of Florida. Mark would come home from fishing trips and do sketches of the beautiful saltwater fish that he had encountered.

“The saltwater and fish that inhabited the waters intrigued me to the point that I wanted to put their images on paper and canvas to enjoy.”

Although Mark has never had any formal art classes, he contributes his artist ability to diligent hours of practice and a very patient and talented high school art teacher. Currently, Mark resides in South Carolina with his wife and two boys. Mark recently retired from police work and is pursuing his artwork full time.

To see more of Mark’s work or to purchase an original or print check out his website: www.markraystudio.com





Penn Fishing Tackle Mfg. Co.
3028 West Hunting Park Ave.
Philadelphia PA 19132-1121
www.pennreels.com
215-229-9415

