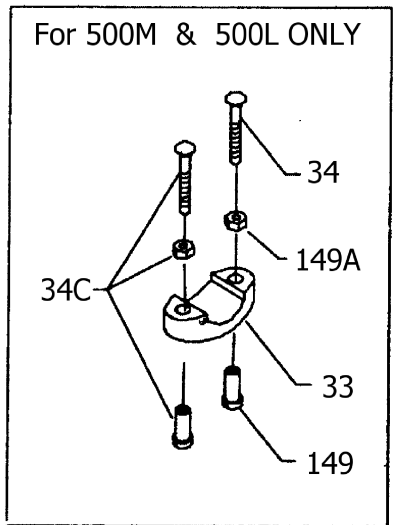
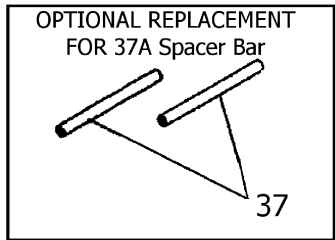
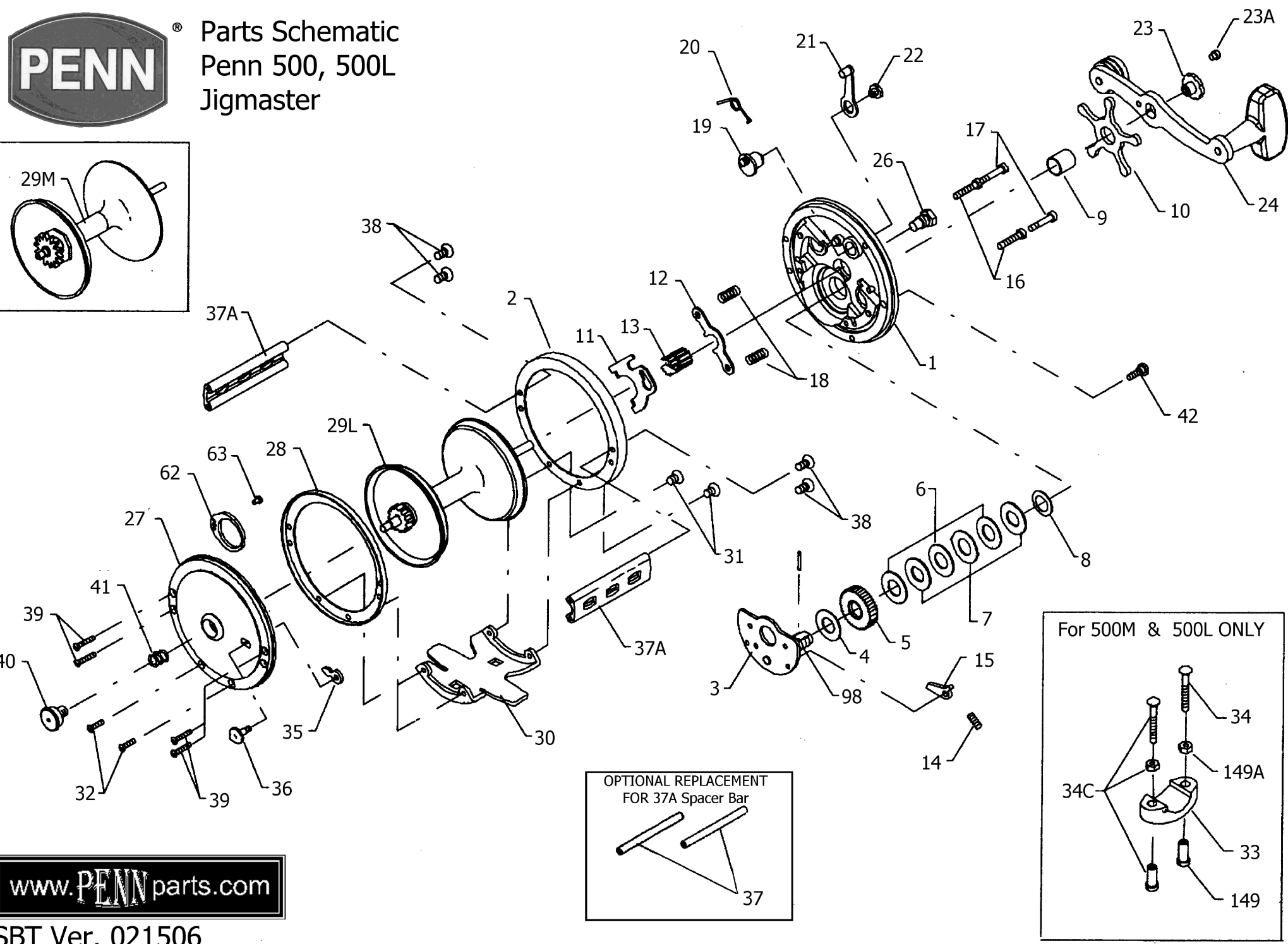
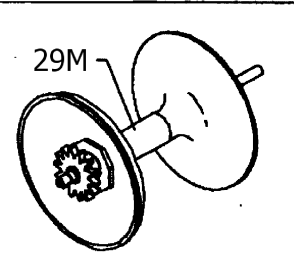




® Parts Schematic
Penn 500, 500L
Jigmaster



Penn Reel Parts list for Model: 500 Jigmaster

KEY PART			KEY PART		
NO	NO.	DESCRIPTION	NO	NO.	DESCRIPTION
1	1-500	HANDLE SIDE PLATE (BLACK)	27	27-500	NON-HANDLE SIDE PLATE (BLACK)
2	2-250	NON-HANDLE SIDE RING	28	28-250	NON-HANDLE SIDE RING (INNER)
3	3-500S**	BRIDGE W/ SLEEVE	29L	29L-500	SPOOL
4	4-60	FIBER WASHER	29M	29M-250	SPOOL (optional)
5	5-500	MAIN GEAR	30	30-200	STAND
6	6-309	DRAG WASHER (3 REQ.)	31	31-19	HANDLE SIDE STAND SCREW (2 REQ.)
7	7C-500	METAL WASHER SET	32	32-16CH	NON-HANDLE SIDE STAND SCREW
8	8-60	TENSION SPRING	33	33-113	ROD CLAMP (GRAPHITE
9	9-60	SPACING SLEEVE	*	33R-200	METAL RINGED ROD CLAMP (OPTIONAL)
10	10-505***	STAR DRAG WHEEL	34	34-45	CLAMP SCREW
11	11-99	ECCENTRIC JACK	34C	34C-45	ROD CLAMP SCREW W/ NUTS F/GRAPHITE
12	12-500	PINION YOKE	35	35-60	CLICK TONGUE
13	13-500	PINION	36	36-60CH	CLICK BUTTON
14	14-500	DOG SPRING	37	37-155	POSTS (OPTIONAL - 4 REQ.)
15	15-500	DOG			CAN USE TWO 37'S IN PLACE OF ONE 37A
16	16-60CH	LOWER BRIDGE SCREW	37A	37A-500S	SPACER BAR (2 REQ.)
17	17-60CH	UPPER BRIDGE SCREW	38	38-7	HANDLE SIDE SPACER SCREW (4 REQ.)
18	18-60	CLUTCH SPRING	39	39-5	J.S. SPACER SCREW (4 REQ.)
19	19-250	ECCENTRIC	40	40-60	NON-HANDLE SIDE BEARING
20	20-60L	ECCENTRIC SPRING	41	41-60	BEARING SPRING
21	21-66	ECCENTRIC LEVER	42	129-200	TAKE APART THUMB SCREW
22	22-99	ECCENTRIC SCREW	62	62-309	CLICK SPRING
23	23-60	HANDLE SCREW	63	63-209	CLICK SPRING SCREW
23A	110-60	HANDLE LOCK SCREW	98	98-505****	GEAR SLEEVE
24	24-66	HANDLE	149	149-45	CLAMP NUT (2 REQ.) F/GRAPHITE
26	26-155	HANDLE SIDE BEARING	149A	149-200	HEX NUT (2 REQ.) EITHER CLAMP
			*	152-200	WINGED NUT F/METAL CLAMP

* Not Shown

** Fine tooth sleeve, older reels take a 3-500 with a coarse tooth sleeve

*** Fine tooth star drag, older reels take a 10-60 or a 10-140 with a coarse thread

**** Fine tooth gear sleeve, older reels take a 98-60 with a coarse thread

NOTE: Many of www.pennparts.com schematics include changes that were either made by Penn, or errors found and corrected by our parts dept.

SBT Version 052506