


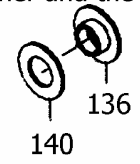


PENN Senator Series 118 (16/0)

(Part drawings corrected, may not be proportional)



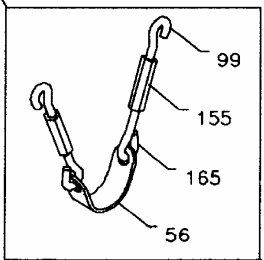
Older reels had drags accessible from outside the reel, using the 140 felt washer and the 136 collar/cap. Those older reels did not have a 9 collar or the 8A washer between the 9 and the star drag.



Example of older, thicker drag washer stack from the 1940's

On very early models it has been reported that the dog spring is a bent copper style. Replace dog and spring if so to new versions.

When converting to the thinner HT100 drag stack which has more washers, an extra metal washer may be required to fill in possible excess space in the older side plate.



www.PENNparts.com

Scott's Bait & Tackle
 Penn Parts Dept.
 945 Radio Road
 Tuckerton NJ 08087
 (609) 296-1300
 No Minimum Order!
 Plus, Parts in stock that Penn doesn't carry anymore.

SBT Ver. 090713

Penn Reel Parts list for Model: 118 (16/0)

KEY PART			KEY PART		
NO	NO.	DESCRIPTION	NO	NO.	DESCRIPTION
1	1-118	HANDLE SIDE PLATE	27	27-117	NON-HANDLE SIDE PLATE
2	2-117-O	OUTER HANDLE SIDE RING (2 REQ.)	29L	29M-118	SPOOL
2A	2-117-I	INNER PLATE SIDE RING (2 REQ.)	30	30-118	STAND
3	3-117	BRIDGE W/ SLEEVE	31	39-12	RIGHT/NON-HANDLE SIDE STAND SCREW
4	4-117	FIBER WASHER	33	33-117	ROD CLAMP
5	5-117	MAIN GEAR	*	*33R-117	RINGED ROD CLAMP (OPTIONAL)
6	6-117	DRAG WASHER (7 REQ.)	34	34-130	CLAMP SCREW
7C	7C-117	METAL DRAG WASHER SET	34C	34C-116	CLAMP SCREW W/ NUTS
8	8-117	TENSION SPRING	35	35-115	CLICK TONGUE
10	10-117	STAR DRAG WHEEL	36	36-117	CLICK BUTTON
11	11-116	ECCENTRIC JACK	37	37-118	FRAME POST (8 REQ.)
12	12-116	PINION YOKE	38	39-13	SIDE POST SCREW (8 REQ. PER SIDE)
13	13-117	PINION	40	26-117	NON-HANDLE SIDE BEARING
14	14-117	DOG SPRING	49	49-116	HANDLE SPACER
15	15-117	DOG	54	54-117	HARNESS LUG (6 REQ.)
16	16-114	LOWER BRIDGE SCREW (2 REQ.)	56	56-117	ROD BRACE (2 REQ.)
17	17-114	UPPER BRIDGE SCREW (2 REQ.)	56C	56C-117	ROD BRACE (COMPLETE)
18	18-114	CLUTCH SPRINGS (2 REQ.)	56P	56P-117	ROD BRACE PAD
19	19-115	ECCENTRIC	86	86-118	BEVELED WASHER
20	20-114	ECCENTRIC SPRING	98	98-117	GEAR SLEEVE
21	21-117	ECCENTRIC LEVER	99	99-116	HOOK SCREW L.H. THREAD (2 REQ.)
22	23-60	ECCENTRIC SCREW	149	149-116L	HEX NUT (2 REQ.)
23	23-116	HANDLE SCREW	149A	149-116H	CLAMP NUT (2 REQ.)
23A	110-60	HANDLE LOCK SCREW	*	154-117	SPOOL SHAFT SHIM
24	24-117	HANDLE	155	155-116	TURN BUCKLE (2 REQ)
26	26-117	HANDLE SIDE BEARING	156	156-117	DRAG COVER (Replaces old 9-117)
	* Not Shown		165	165-116	HOOK SCREW L.H. THREAD (4 REQ.)

NOTE: Many of www.pennparts.com schematics include changes that were either made by Penn, or errors found and corrected by our parts dept.

SBT Ver 101213

DESIGN CHANGE: On very early run models, it has been reported that the dog spring is the bent copper style.

If so, when replacing the old spring with the newer, coiled version, you should also change out the dog to match.

Original drag stack had THICKER washers, and used less, current stack has more pieces

Current stack is (7) HT 100's with (7) metal washers

THESE OLD STYLE PARTS ARE NOT AVAILABLE:

136 136-117

Collar (old style outer access drags)

140 140-117

Felt Washer (old style outer access drags)