

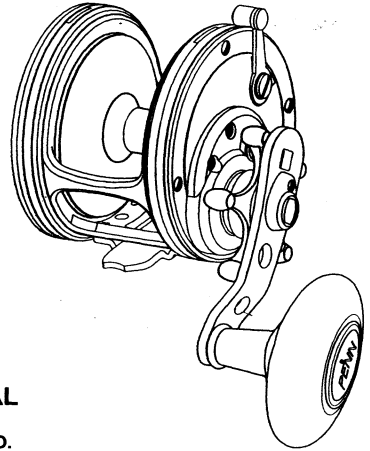


# PENN®

## SENATOR™

# 113HN

## Baja Special 4/0



INSTRUCTION MANUAL

PENN FISHING TACKLE MFG. CO.  
MADE IN U.S.A.

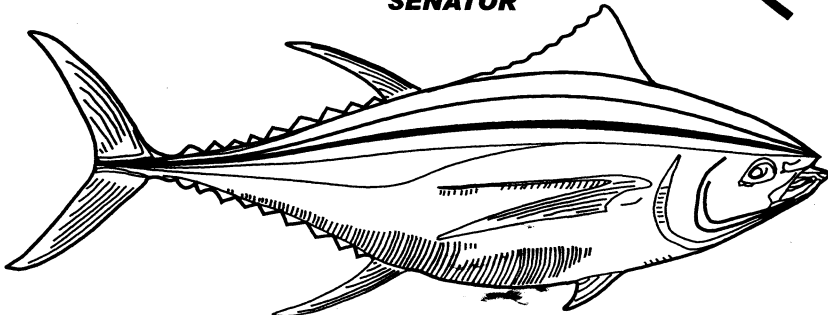
PENN FISHING TACKLE MFG. CO.  
Factory Service Department  
3028 West Hunting Park Avenue  
PHILADELPHIA, PA 19132-1121, U.S.A.  
Phone: (215) 229-9415 Fax: (215) 223-3017  
[www.pennreels.com](http://www.pennreels.com)



406-113HN 02/16/04

# BAJA SPECIAL

## 113HN SENATOR



## INTRODUCTION

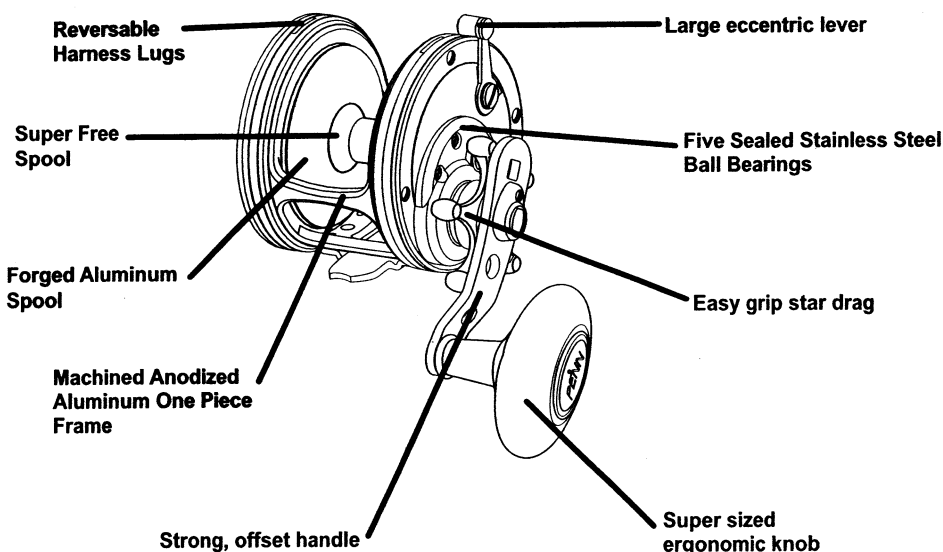
Congratulations on the purchase of your new 113HN Baja Special, Penn's newest addition of Senator Reel Series. These reels combine all of the latest manufacturing techniques with Penn's old world commitment to making the highest quality fishing reels. Built with pride in the U.S.A., this heavy duty reel is perfect for a number of inshore and offshore fishing conditions. To get the most out of your new 113HN take a few minutes to read over this manual and hold onto it for future reference. Good Fishing!

## BAJA SPECIAL SENATOR SPECIFICATIONS

MODEL	LINE CAP. MONO	GEAR RATIO	WEIGHT
	YDS/LB		OZ
	METERS/MM		GRAMS
113HN	375/30	4.25-1	29
	345/0.55		820

**NOTE:** The super braided lines, with extremely thin diameters for their breaking strength, can dramatically increase the capacity of the 113HN reel or any other reel. Check with your local Penn dealer, and above all, use common sense when fishing with these lines to avoid any possible warranty problems.

## 113HN CALL-OUT FEATURES



**Heavy Duty Gears.** Heat treated stainless steel pinion gear and stainless steel main gear are precision machined, for heavy use and big fish.

**Ball Bearing Smoothness.** Five stainless steel ball bearings permit easy casting or free-spooling. **Retrieves** are smooth and quiet.

**High Speed Gear Ratio.** The Baja Special is equipped with a fast 4.25 - 1 gear ratio for high speed cranking power.

**Aluminum Spool.** Lightweight for easy free-spooling and casting, built strong in the Penn tradition, and anodized for protection against the elements.

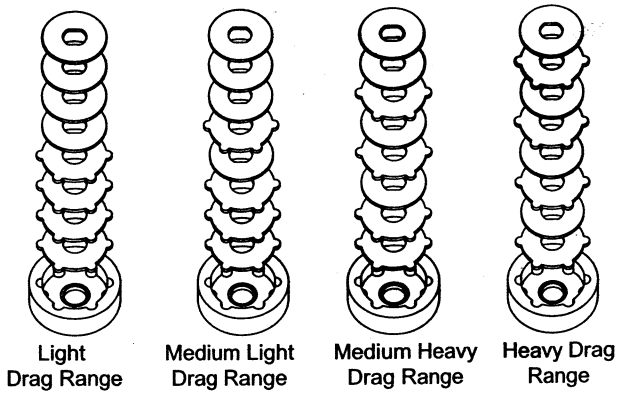
**Hardware.** Streamlined, low profile rod clamp system. Reversible harness lugs. Reinforced side plates. Machined aluminum one-piece frame.

**Sturdy Penn Handle.** Corrosion resistant shaft with oversized handle knob. Special offset handle for balanced fish fighting.

**Proven Star Drag System.** Powerful and smooth, due to Penn's revolutionary HT100™ drag material. Resists effects of water, oil, salt and other contaminants. Turn star wheel clockwise (**down**) for more drag, counterclockwise (up) for less drag. Fine threads on both star wheel and sleeve allow for an ultra-wide range of settings. **New Versa™** drag system with keyed HT100™ allows for very high drag.

**Versa-Drag.**

By rearranging the sequence of keyed metal washers and eared friction washers, you can obtain a range of drag settings.



**Left Side Bearing.** Located on center of left side plate. Adjustable to eliminate excessive end play of spool by turning bearing cap clockwise. The Baja Special is properly adjusted when they leave the factory. If needed, adjust so that you barely feel side-to-side motion (.003" to .005"). Do not use as an anti-backlash device. An overly tight bearing cap can damage both left and right side bearings.

**Eccentric Lever.** For crisp, positive engagement. Pull lever backward for free spool, push lever forward to engage gear. Extra large "knob" to help grip when dis-engaging clutch underload.

**Click Warning Device.** Push toward center (down) to engage click, pull backward (up) to disengage click. Invaluable under certain conditions, the clicker alerts the angler when line is going out. It is intended for use as a signal, and the click should be off whenever possible to maximize life of clicker assembly.

## CARE AND LUBRICATION

---

Your Penn reel is quality manufactured for maximum durability, but like any precision instrument, reasonable care will ensure the best performance through many seasons.

After each fishing trip, the reel should be cleaned. After fishing in salt water, wipe or wash the reel with fresh water, preferably warm, to remove any accumulated salt deposits.

Should you wash the reel, be careful not to use a driving force of water, since this will force the salt deposits into the reel's internal mechanisms. Rather, use a very fine spray to dissolve the salt on the external parts of the reel.

Dry excess moisture from the reel, and then, sparingly, lubricate all exposed areas. Many fishermen use a pressurized spray oil for quick, easy protection after washing or wiping down their reels. Try not to get any oil on the fishing line, but should any excess spray oil get on your line, it will do no harm if you wipe the excess off. Other fishermen will apply a light coating of oil with a rag to the exposed metal parts on the reel for protection against the elements.

Your reel should be stored in a cool, dry place. Do not store in a plastic bag, as condensation may develop and damage the reel.

Periodically examine your reel and tighten loose screws and fittings. Depending upon use, your reel should be overhauled at least once every season.

Frequently lubricate all external frictional points. For best results, use Penn's reel lube and grease. Remember, only a few drops or dabs are sufficient in most cases. Do not over lubricate!

For a more thorough, internal lubrication and/or overhaul of your Penn reel, carefully break the reel down using the exploded view as a guide. Penn recommends doing this only if you are already familiar with working on reels or other precision-oriented instruments. If not, your best action would be take your reel to a Penn dealer for service, or send it to the Penn factory for servicing.

## **PENN SERVICE & PARTS PROCEDURE**

Unlike many import companies, Penn prides itself in providing fast and excellent service at reasonable prices. This is possible because most Penn products are made in the U.S.A. and Penn maintains a policy of designing models to maximize product and part continuity. Penn does not change products solely for the sake of change, but only when the change results in an improved product.

Many Penn products have been in service for 50 years or more. Our customers marvel at their ability to easily obtain replacement parts to keep those models in service.

For the fastest repair service and spare parts, we suggest you contact your local Penn dealer. You may also return your Penn Product for factory service to one of the Penn Warranty Centers. Outside of the U.S.A., please contact the Penn distributor in your country to return your Penn Product. Send it insured and include a short note describing the service you want. To avoid errors, make sure that your name and return address appear neatly and clearly on both your outside package and your note. Allow sufficient and reasonable time for Penn to receive and service your Product. Avoid our spring rush by sending your Penn Products in for service and repair during autumn or early winter.

Penn will notify you that your Product has been serviced, providing a reasonable charge for parts, labor and return postage, or you can request major credit card payment. Provide card type, name on card, card number, expiration date and daytime telephone number when paying by credit card.

1. By mail, please list model for which you are buying parts and order parts by name and number.
2. Include your legible, printed name, address and daytime telephone number with your order.
3. Penn will then send you an invoice, showing part prices plus shipping and handling charges.
4. There is a **minimum** part order of \$2.00 and a shipping and handling charge of **\$3.00 on a minimum order**.
5. Upon receipt of **your payment (check or money order only)**, your order will be shipped via parcel post or U.P.S.
6. For faster service, you may also use **your major credit card** to mail in parts orders. Specify card, account number and expiration date when ordering parts. Be sure to include information requested in Steps 1 & 2.
7. You may also use your major credit card to place **parts** orders over the telephone. Call the Penn Parts Department at (215) 229-9415 between 8:30 am and 4:30 pm U.S. East Coast time.
8. For fastest service, see your local Penn dealer. Check telephone directory or Penn web site ([www.pennreels.com](http://www.pennreels.com)) for dealer nearest you.

[www.PENNparts.com](http://www.PENNparts.com)



Penn Parts Dept.  
945 Radio Road  
Tuckerton NJ 08087  
(609) 296-1300

**No Minimum Order!  
Plus, Parts in stock  
that Penn doesn't  
carry anymore.**

NOTES: